DESCRIZIONE TECNICA DEL SISTEMA PER SERRAMENTI SCORREVOLI A TAGLIO TERMICO "PE 70 SLIDE T.T."

Profilati estrusi in lega di alluminio EN AW-6060 (UNI EN 573/3).

Stato di fornitura: T5

Isolamento termico ottenuto tramite barrette in poliammide inserite in apposite sedi tra i due lati dei profili in alluminio e successivamente bloccate mediante rullatura sulla parte esterna in alluminio.

Tolleranze dimensionali e spessori: UNI EN 12020-2.

Lunghezza commerciale barre profilati: mm 6.500

I profilati a taglio termico della serie PE 70 SLIDE T.T. devono essere trattati superficialmente osservando i criteri previsti dalle direttive per l'ottenimento del Marchio Qualanod, per l'anodizzazione e Qualicoat per la verniciatura; in ogni caso non dovrà essere superata la temperatura max. di 190 °C per oltre 15 minuti, al fine di non pregiudicare le caratteristiche meccaniche e dimensionali delle barrette in poliammide.

CARATTERISTICHE PRINCIPALI DEL SISTEMA

dimensioni base:	sezione del telaio fisso	mm. 58
	sezione del telaio anta:	mm. 32
	sezione risultante complessiva:	mm. 74

tipo di vetrazione: ad infilare o con fermavetro.
larghezza massima sede per inserimento vetro: mm.25;

giunzioni angolari: a 45°;

chiusure laterali: con maniglie ad incasso sia interne che esterne;

carrelli di scorrimento: fissi con portata di Kg.55 cad.(Kg.110 per anta);
registrabili con portata di Kg. 110 cad.(Kg. 220 per anta);

possibilità di impiego: si possono costruire porte e finestre scorrevoli di medie dimensioni, con apertura a due, tre o quattro ante; abbinamento con le serie EKU 53, EKU 64 T.T., Sistema 1 "PE 58 T.T." per la costruzione di specchiature composte fisse ed apribili a battente.

NOTE TECNICHE

Il peso dei profilati è quello teorico e potrà variare in funzione delle tolleranze dimensionali e di spessore previste dalla norma UNI EN 12020-2 le dimensioni di taglio indicate nelle apposite distinte inserite ne presente catalogo, sono calcolate in base alle dimensioni nominali: nella pratica potranno essere influenzate dalle tolleranze di estrusione, pertanto dovranno essere arrotondate secondo la precisione ed il tipo di impostazione delle misure nelle macchine impiegate.
Gli schemi, le sezioni e gli attacchi a muro riportati sul catalogo, non hanno valore limitativo, ma solo di esemplificazione di alcune delle situazioni che più comunemente si trovano nella realtà e di soluzione consigliabile. La posa del serramento va eseguita rispettando la normativa, le prescrizioni e le raccomandazioni specifiche esistenti.
Il sistema di profilati riportato in questo catalogo è brevettato; tutti i dati riportati nel presente catalogo sono indicativi e non impegnano la PROFILATI S.p.A. e la TRAFILERIE EMILIANE SUD S.p.A. che si riservano di apportare in qualsiasi momento quelle modifiche che riterranno più opportune al fine di migliorare i prodotti.
Quanto illustrato nel presente catalogo è di esclusiva proprieta di PROFILATI S.p.A. e, a termine legge ne è vietata la riproduzione anche parziale, se non esplicitamente autorizzata.

TECHNICAL DESCRIPTION OF THE SYSTEM FOR THERMAL BREAK SLIDING WINDOWS AND DOORS "PE 70 SLIDE T.T."

Aluminium alloy EN AW-6060 (UNI EN 573/3) extruded sections

Temper : T5

Thermal insulation obtained with polyamide bars placed in their seats between the two sides of the aluminium profiles and then blocked rolling the aluminium external part.

Dimensional tolerances and thicknesses: UNI EN 12020-2

Commercial length of the aluminium bars: mm. 6500

The surface of thermal break profiles of series PE 70 SLIDE T.T. should be treated following the criteria of the directives for getting the Qualanod Mark, for anodising and Qualicoat for painting. The maximum temperature of 190° C should never be exceeded for more than 15 minutes, in order not to jeopardise the mechanical and dimensional characteristics of the polyamide bars.

MAIN CHARACTERISTICS OF THE SYSTEM

basic dimensions :	*fixed frame section*	*mm. 58*
	wing frame section	*mm. 32*
	total resulting section	*mm. 74*

kind of glazing : to be inserted or with glass beading
maximum seat width for glass insertion : mm 25

angular joints : at 45°

side closures : with inner and outer built-in handles

sliding saddles : fixed with capacity of Kg. 55 each (Kg. 110 per wing) ;
adjustable with capacity of Kg. 110 each (Kg. 220 per wing)

usage possibilities : sliding doors and windows of average dimensions with two, three or four wing opening can be assembled ; coupling to the series System 1 "PE 50" and EKU 53 for assembling built-up fixed and casement door panels.

TECHNICAL NOTES

The weight of the sections is theoretical and can vary according to the dimensional and thickness tolerances specified by UNI EN 12020-2 Standard. The cutting dimensions indicated in the appropriate forms of this catalogue are calculated according to the nominal dimensions.
In practice they can be affected by extrusion tolerances, therefore they should be rounded according to accuracy and type of measures set in the machines used.
Diagrams, sections and wall connections shown in the catalogue are just an indication and not a limit. They simply show some of the most common situations and recommended solutions. The laying of the fixture should be carried out according to the existing specific rules, prescriptions and recommendations.
The system of sections shown in this catalogue is patented. All data given in this catalogue are an indication and do not bind PROFILATI S.p.A. and TRAFILERIE EMILIANE SUD S.p.A. which reserve the right to carry out any change for improving their products.
Everything shown in this catalogue is exclusive ownership of PROFILATI S.p.A. and its reproduction, even partial, is forbidden by law unless expressly authorised.

COLLAUDI / *TESTS*

FINESTRA *WINDOW*	DIMENSIONI mm *DIMENSIONS mm*	ARIA *AIR*	ACQUA *WATER*	VENTO *WIND*	dB *dB*	CERTIFICATO N° *CERTIFICATE N°*
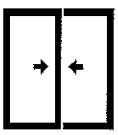	1600 X 1600	A3	E4	V3		1212/95-A ISTEDIL
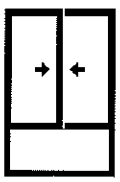	3305 X 2230				500Hz R= 29	98582 ISTITUTO GIORDANO

A RICHIESTA VERRANNO FORNITE COPIE DELLE PROVE / *TEST COPIES CAN BE SUPPLIED ON DEMAND*

ELENCO PROFILI / *LIST OF PROFILES*

GRUPPO PROFILATI

Codice *Code*	Sagoma *Shape*	Kg/mt.	Descrizione *Description*	sup. vista *shown surf.* mm.	Jx cm.^{4}	Perim. mm.
S0707		0.325	Zanzariera *Mosquito net*	70	–	165
TTE 27	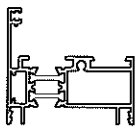	1.273	Profilo per abbinamento con la serie **EKU 64 TT** *Profile for connection with series* ***EKU 64 TT***	89	–	350
TTE 117	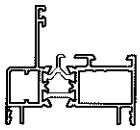	1.202	Profilo per abbinamento con la serie **EKU 53 TT** *Profile for connection with series* ***EKU 53 TT***	99	–	343
TTS 02	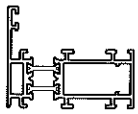	1.248	**SISTEMA 1 "PE 58 TT"** Profilo per abbinamento con la serie *Profile for connection with series* ***SYSTEM 1 "PE 58 TT"***	73	–	337
TTSC01	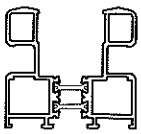	1.666	Telaio a muro *Wall frame*	155	–	629
TTSC02	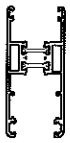	1.190	Telaio anta *Wing frame*	164	–	494
TTSC03	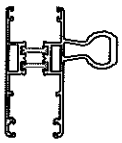	1.705	Telaio anta con maniglia di rinforzo *Wing frame with reinforcing handle*	236	–	640
TTSC04		1.724	Fascia *Horizontal transom*	188	–	316
TTSC05	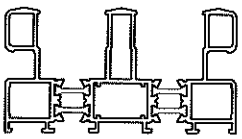	2.731	Telaio a tre vie *Three-way frame*	207	–	545
TTSC06	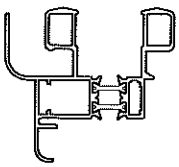	1.758	Profilo per abbinamento con la serie **EKU 53 TT** *Profile for connection with series* ***EKU 53 TT***	249	–	469

ELENCO PROFILI / *LIST OF PROFILES*

Codice *Code*	Sagoma *Shape*	Kg/mt.	Descrizione *Description*	sup. vista *shown surf.* mm.	Jx cm.^{4}	Perim. mm.
TTSC07	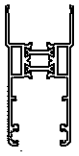	1.208	Telaio anta per vetrazione maggiorata *Wing frame for oversized glazing*	158	–	388
TTSC12	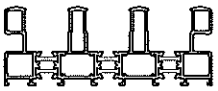	3.774	Telaio a quattro vie *Four-way frome*	208	–	794
TTSC13	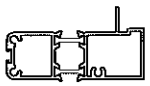	1.282	Traverso superiore monoblocco *Monoblock frame*	96	–	254
TTSC14	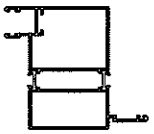	2.638	Spalla monoblocco *Mooblock frame*	209	–	555
TTSC16	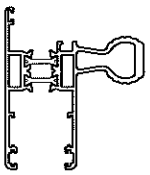	1.633	Telaio anta con fermavetro e maniglia di rinforzo *Wing frame with glass beading and reinforcing handle*	207	–	423
TTSC17	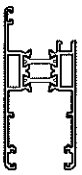	1.147	Telaio anta con fermavetro *Wing frame with glass beading*	137	–	354
TTSC18	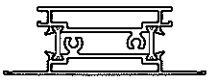	1.662	Fascia con fermavetro *Horizontal transom with glass beading*	154	–	279
4237		0.326	Aggancio centrale tra ante *Central coupling between wings*	46	–	168
4238	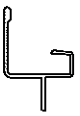	0.375	Gocciolatoio / zanzariera *Water drainage / Mosquito net*	73	–	184

ELENCO PROFILI / *LIST OF PROFILES*

GRUPPO PROFILATI

Codice *Code*	Sagoma *Shape*	Kg/mt.	Descrizione *Description*	sup. vista *shown surf.* mm.	Jx cm.^{4}	Perim. mm.
4259	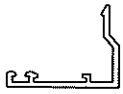	0.243	Coprifilo ad aggancio con clips *Coupling cover joint with clips*	34	–	126
7106		0.198	Coprifilo *Cover joint*	30	–	111
7120		0.103	Fermavetro *Glass beading*	16	–	47
9529		0.313	Coprifilo *Cover joint*	43	–	161
602-6001			Sagomato in P. v. c. antiurtizzato color nero per aggancio nodo centrale *Black shockproof P. V.C. shaped for central coupling*			
602-6002	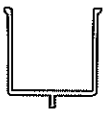		Sagomato in P. v. c. antiurtizzato color nero per telaio a muro *Black shockproof P. V.C. shaped part for wall frame*			
602-6003			Sagomato in P. v. c. antiurtizzato color nero per battuta in scorrevoli a 3 e 4 ante *Black shockproof P. V.C. shaped part for rabbet of three and four-wing sliding frame9*			

ACCESSORI E GUARNIZIONI / *ACCESSORIES AND GASKETS*

GRUPPO PROFILATI

art. 153-3573

Squadra di rinforzo per ante con vetri di peso elevato

Reinforcing corner joint for wings with heavy glasses

art. 106-01110

Clip per aggancio cartellina coprifilo

Clip for cover joint side plate coupling

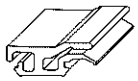

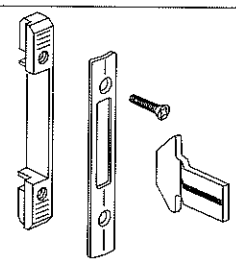

art. 600-4904

Kit di aggancio maniglia "Brio Plus"

Kit for "Brio Plus" handle coupling

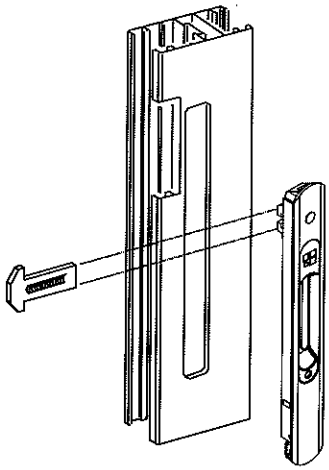

art. 600-2983

Maniglia esterna "Brio Plus"

Built-in "Brio Plus" handle

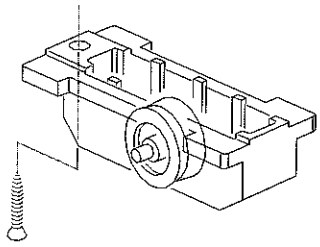

art. 600-3132

Carrello fisso (confez. 4 carrelli)

Fixed saddle (packet 4 saddles)

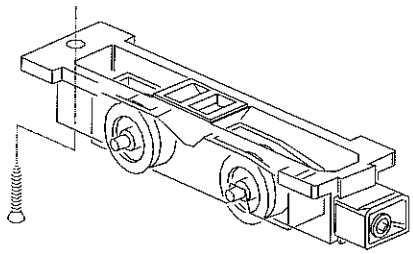

art. 600-3133

Carrello registrabile (confez. 4 carrelli)

Adjustable saddle (packet 4 saddles)

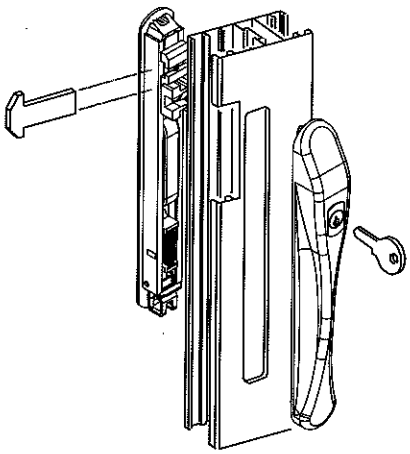

art. 600-2967

art. 600-2983

Maniglia esterna "Brio Key" con serratura

Built-in "Brio Key" handle with lock

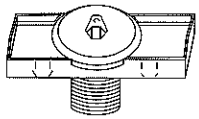

art. 604-200.01

Distanziatore regolabile in nylon

Nylon adjustable spacer

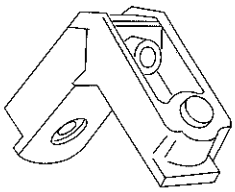

art. 605-0427

Squadretta in alluminio pressofuso per telaio a muro

Die-cast aluminium corner joint for wall frame

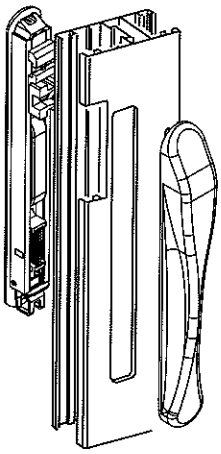

art. 600-2966

art. 600-2983

Maniglia esterna "Brio"

Built-in "Brio" handle

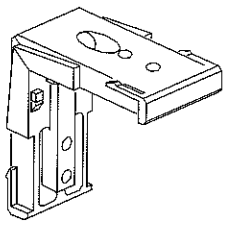

art. 635-001.4

Squadretta in nylon per anta

Nylon corner joint for wing

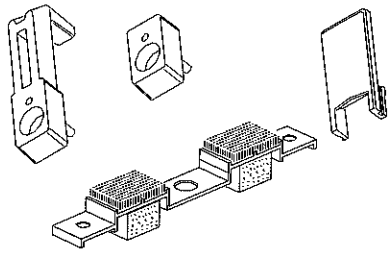

art. 600-3140

Kit tappi laterali antisfilamento, arresto e tenuta centrale

Kit of slip-proof, stop and central locking side plugs

ACCESSORI E GUARNIZIONI / *ACCESSORIES AND GASKETS*

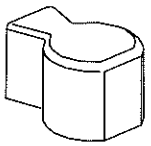

art. 635-021.4

Tappo chiusura profilati ante con montante rinforzato

Plug for closing wing profiles with reinforced post

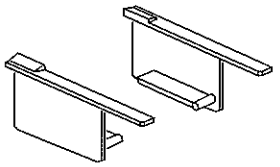

art. 635-025.4

Coppia fondine gocciolatoio

Water drainage lateral plugs

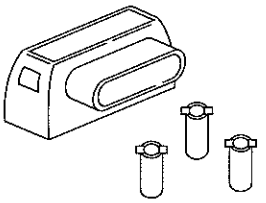

art. 600-3149

Cappetta drenaggio acqua con valvola

Cover cap for water drainage with valve

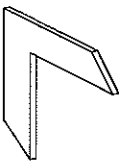

art. 653-040.4

Squadretta di allineamento in alluminio

Aluminium aligning corner joint

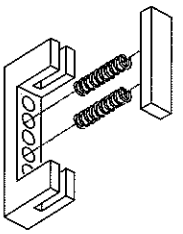

art. 629-A16

Frizione per telaio zanzariera

Clutch for mosquito-net frame

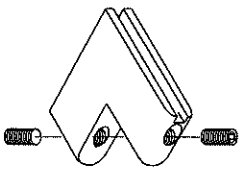

art. 629-A17

Squadretta in nylon con gola simmetrica per telaio zanzariera

Nylon corner joint with symmetrical groove for mosquito-net frame

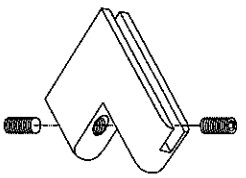

art. 629-A18

Squadretta in nylon con gola asimmetrica per telaio zanzariera

Nylon corner joint with asymmetrical groove for mosquito-net frame

art. 126-2800

Guarnizione di vetrazione esterna a pressione mm. 2

Outer pressure glass beading gasket of mm. 2

art. 635-841.4

Guarnizione di vetrazione esterna a pressione mm. 3

Outer pressure glass beading gasket of mm. 3

art. 635-851.4

Guarnizione di vetrazione esterna a pressione mm. 5

Outer pressure glass beading gasket of mm. 5

art. 126-2194

(ex art. 635-861.4)

Guarnizione di vetrazione interna a pressione mm. 3/4

Inner pressure glass beading gasket of mm. 3/4

art. 126-2195

(ex art. 635-871.4)

Guarnizione di vetrazione interna a pressione mm. 5/6

Inner pressure glass beading gasket of mm. 5/6

art. 126-2197

Guarnizione di vetrazione interna a pressione mm. 7-8

Inner pressure glass beading gasket of mm. 7/8

art. 619-PB755

Spazzolino 6.9 x 5.5 con pinna centrale

Brush 6.9 x 5.5 with central flap

art. 646-FE101

Gommino per il fissaggio rete zanzariera

Rubber washer for fastening mosquito-net

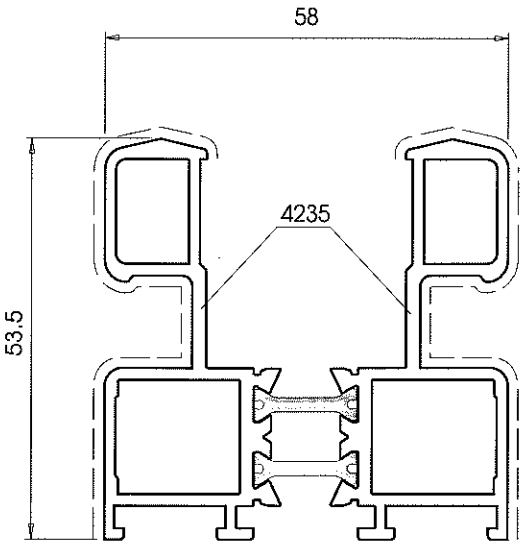

T.T. SC.01

peso: Kg./mt. 1.666
sup. vista: mm. 192

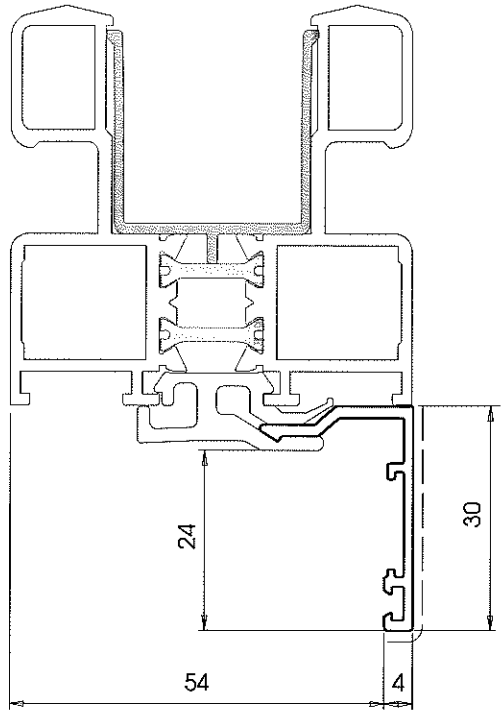

4259

peso: Kg./mt. 0,243
sup. vista: mm. 34

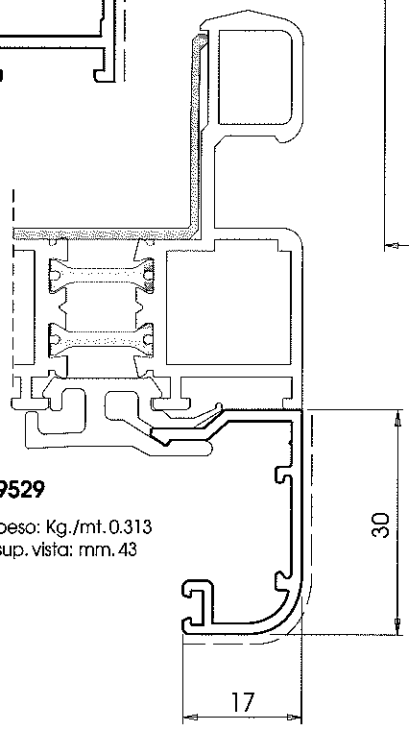

9529

peso: Kg./mt. 0.313
sup. vista: mm. 43

T.T. SC.05

peso: Kg./mt. 2.731
sup. vista: mm. 207

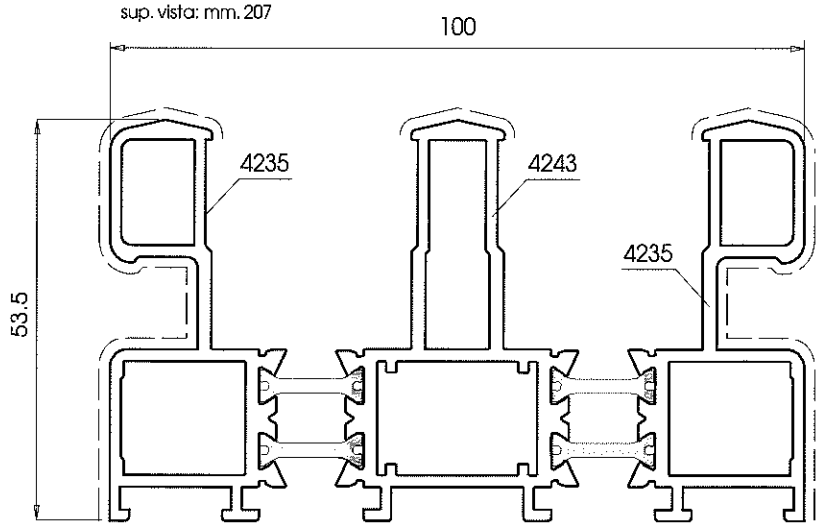

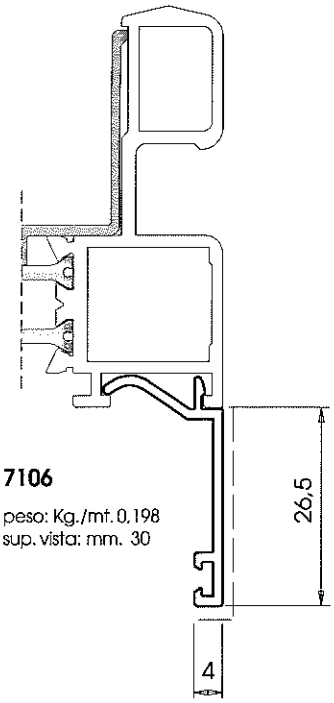

7106

peso: Kg./mt. 0,198
sup. vista: mm. 30

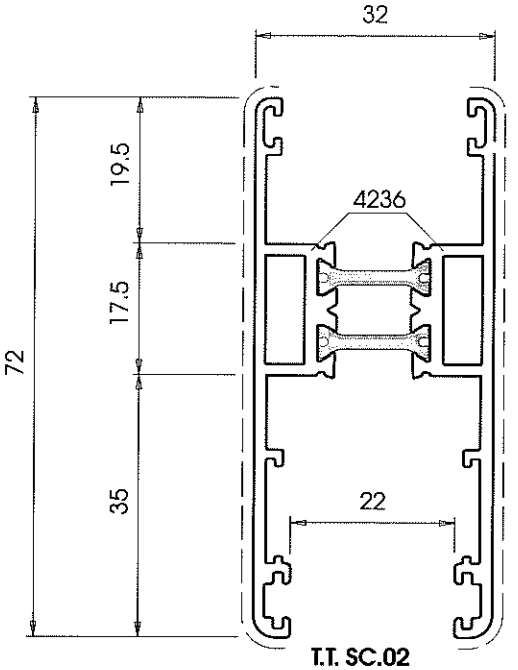

T.T. SC.02
peso: Kg./mt. 1.190
sup. vista: mm. 164

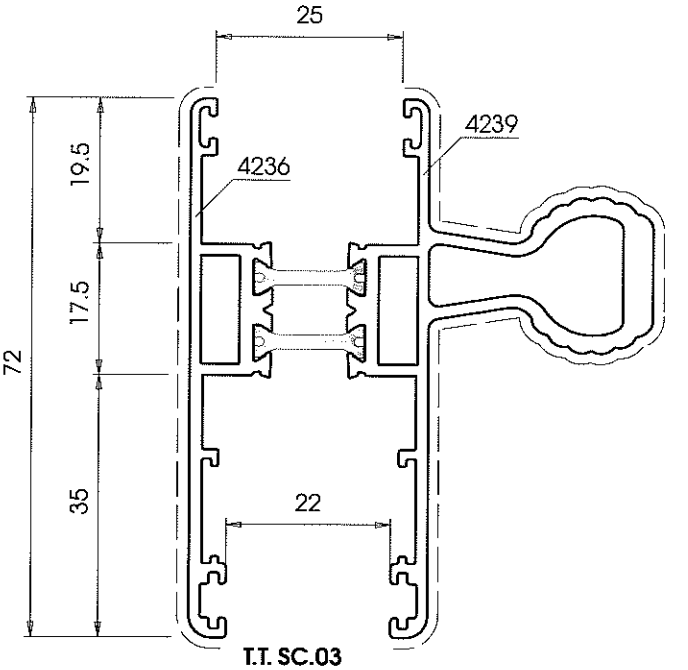

T.T. SC.03
peso: Kg./mt. 1.705
sup. vista: mm. 236

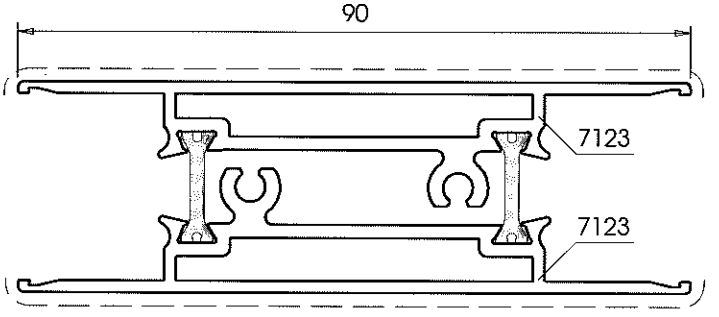

T.T. SC.04
peso: Kg./mt. 1.724
sup. vista: mm. 188

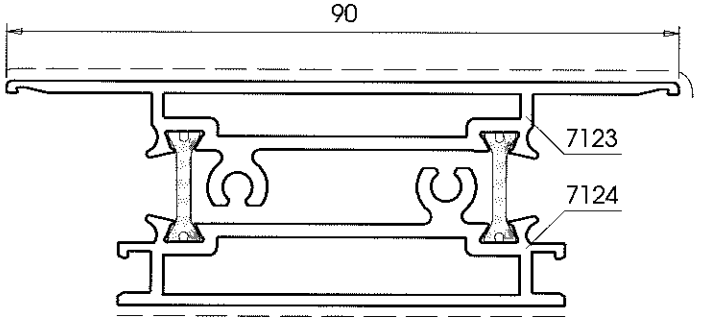

T.T. SC.18
peso: Kg./mt. 1.662
sup. vista: mm. 154

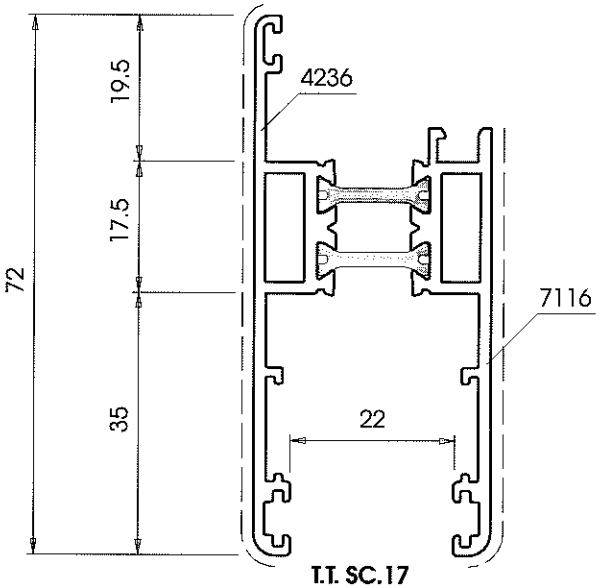

T.T. SC.17
peso: Kg./mt. 1.144
sup. vista: mm. 149

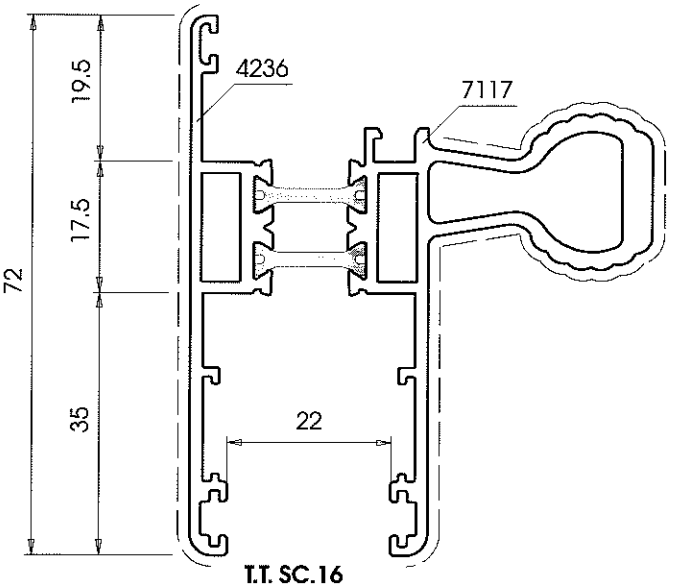

T.T. SC.16
peso: Kg./mt. 1.633
sup. vista: mm. 221

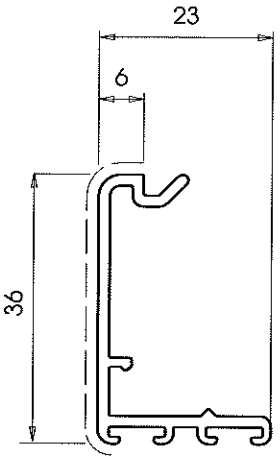

4237

peso: Kg./mt. 0.326
sup. vista: mm. 46

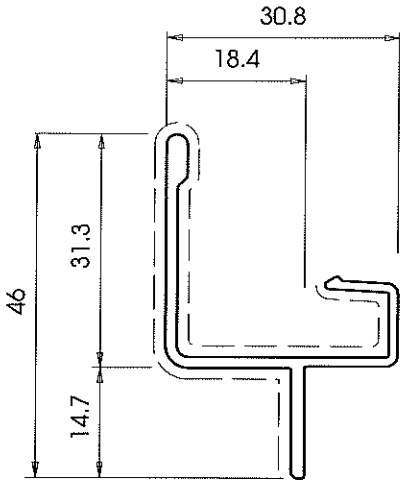

4238

peso: Kg./mt. 0.375
sup. vista: mm. 73

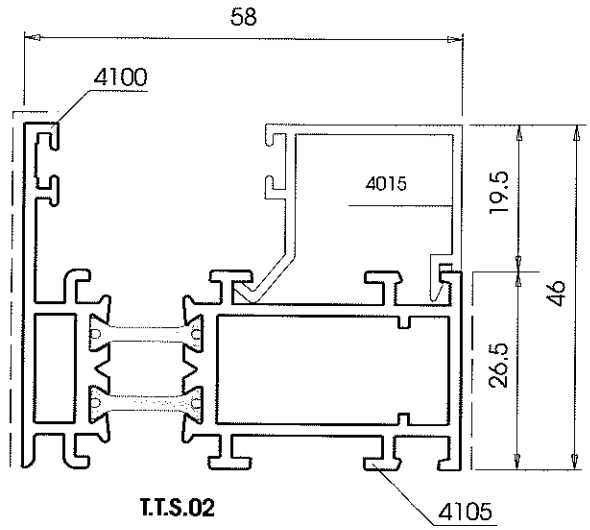

T.T.S.02

peso: Kg./mt. 1.248
sup. vista: mm. 73

602-6001

in P.V.C. antiurtizzato
color nero

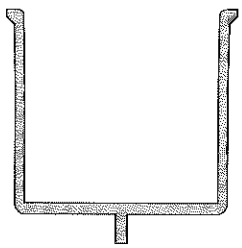

602-6002

in P.V.C. antiurtizzato
color nero

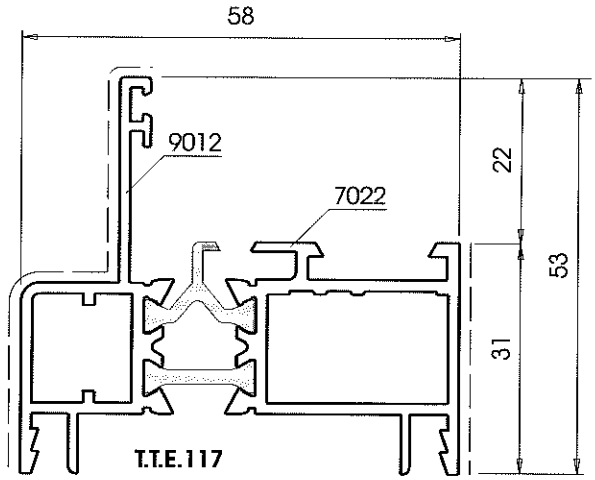

T.T.E.117

peso: Kg./mt. 1.202
sup. vista: mm. 99

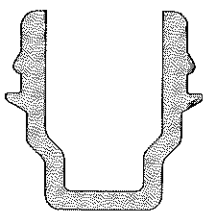

602-6003

in P.V.C. antiurtizzato
color nero

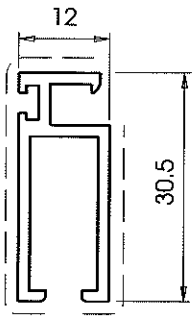

S0707

peso: Kg./mt. 0.325
sup. vista: mm. 70

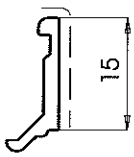

7120

peso: Kg./mt. 0.103
sup. vista: mm. 16

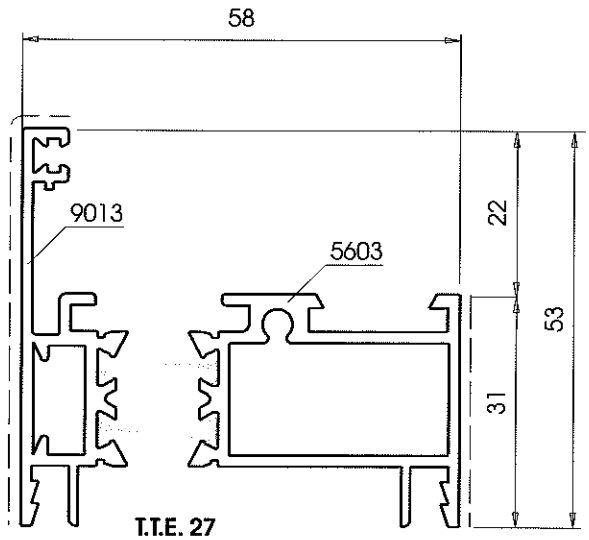

T.T.E. 27

peso: Kg./mt. 1.273
sup. vista: mm. 89

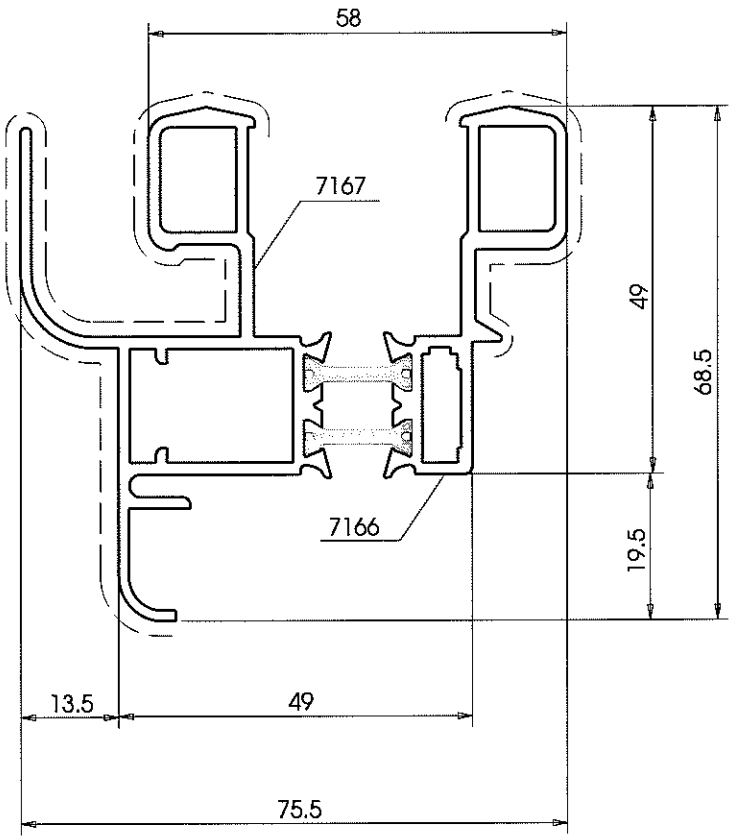

T.T. SC.06
peso: Kg./mt. 1.758
sup. vista: mm. 249

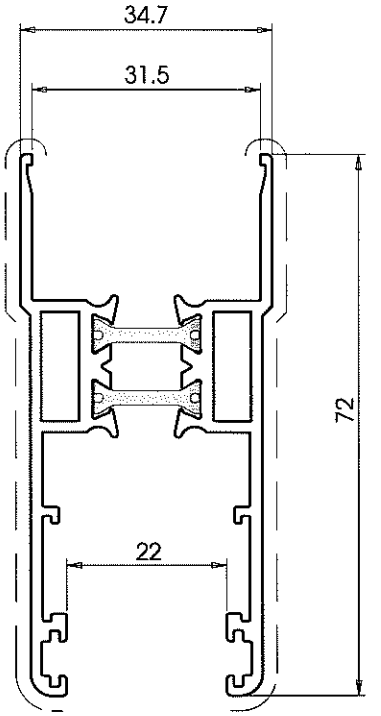

T.T. SC.07
peso: Kg./mt. 1.208
sup. vista: mm. 158

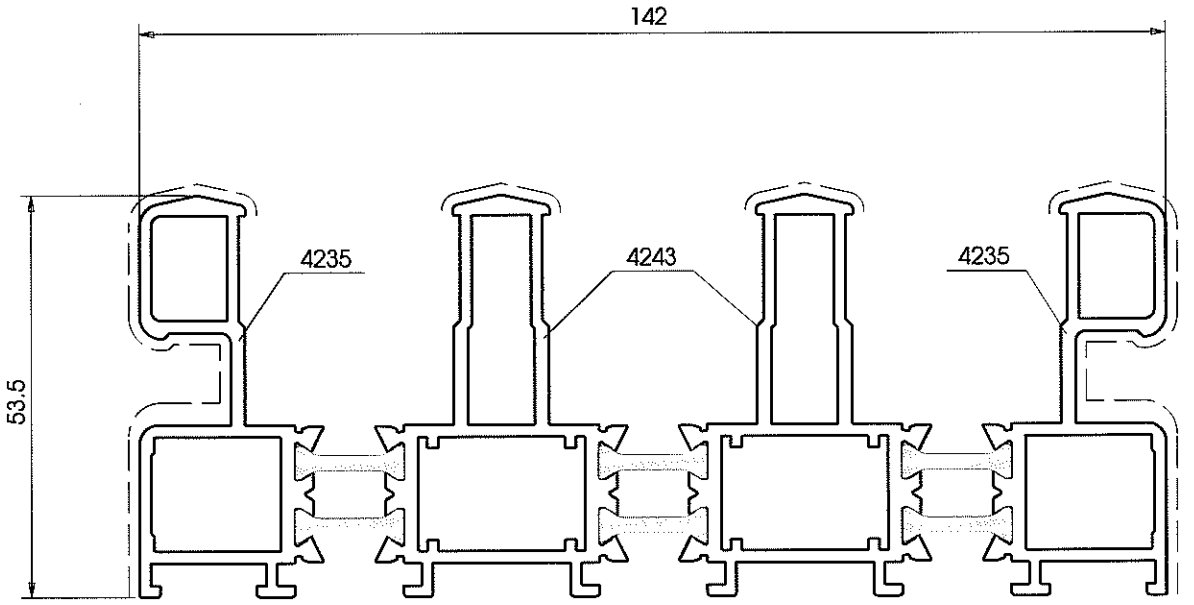

T.T. SC.12
peso: Kg./mt. 3.774
sup. vista: mm. 208

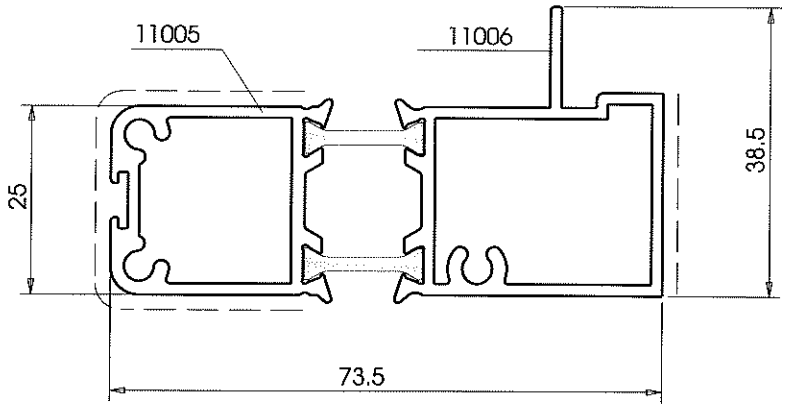

T.T. SC.13
peso: Kg./mt. 1.282
sup. vista: mm. 96

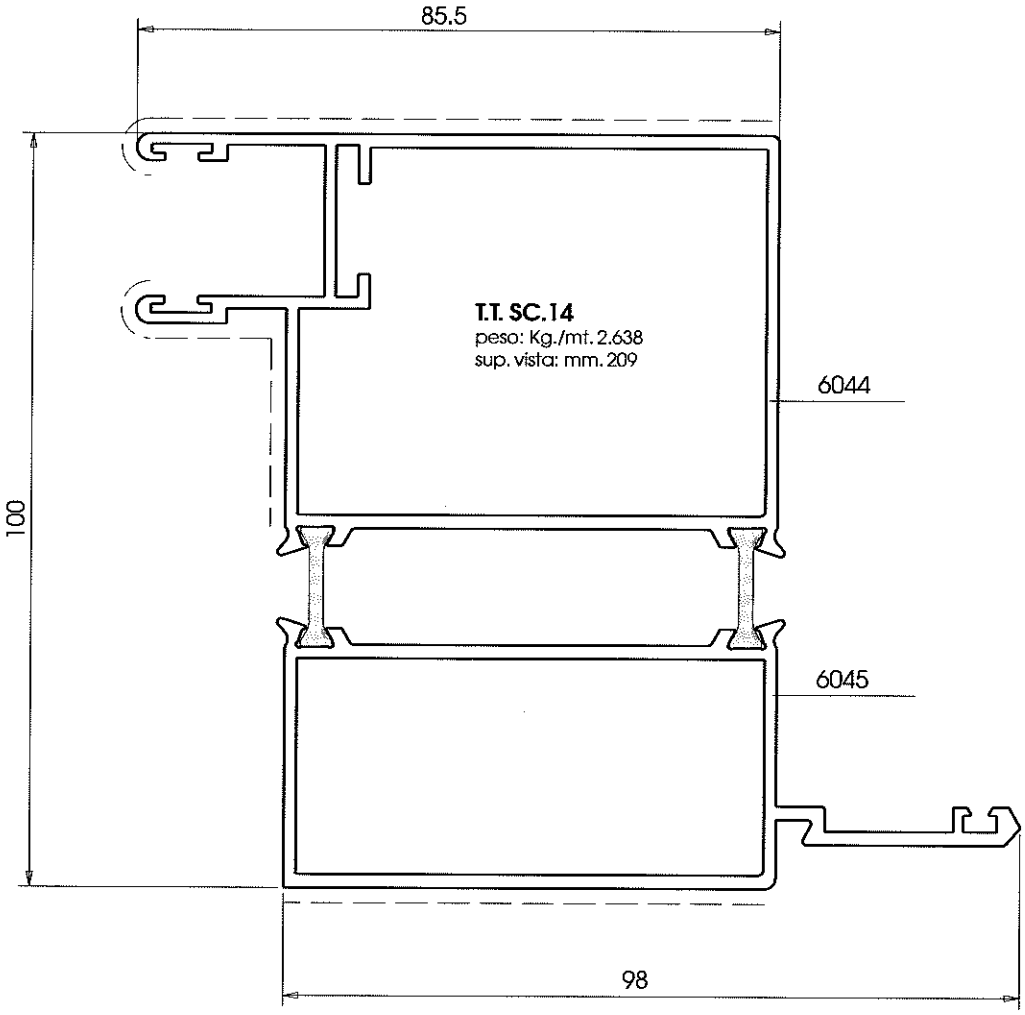

T.T. SC.14
peso: Kg./mt. 2.638
sup. vista: mm. 209

SEZIONI / SECTIONS

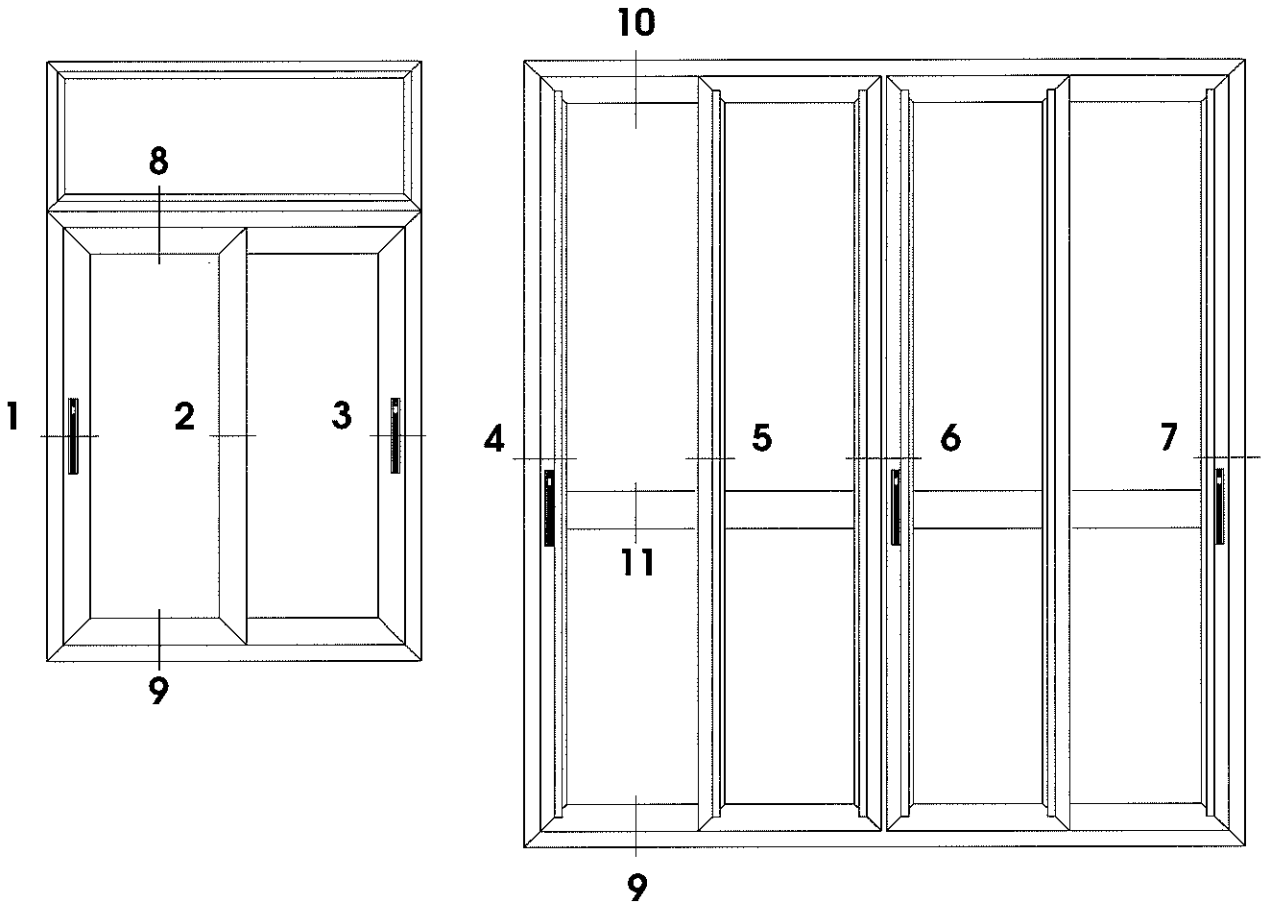

1

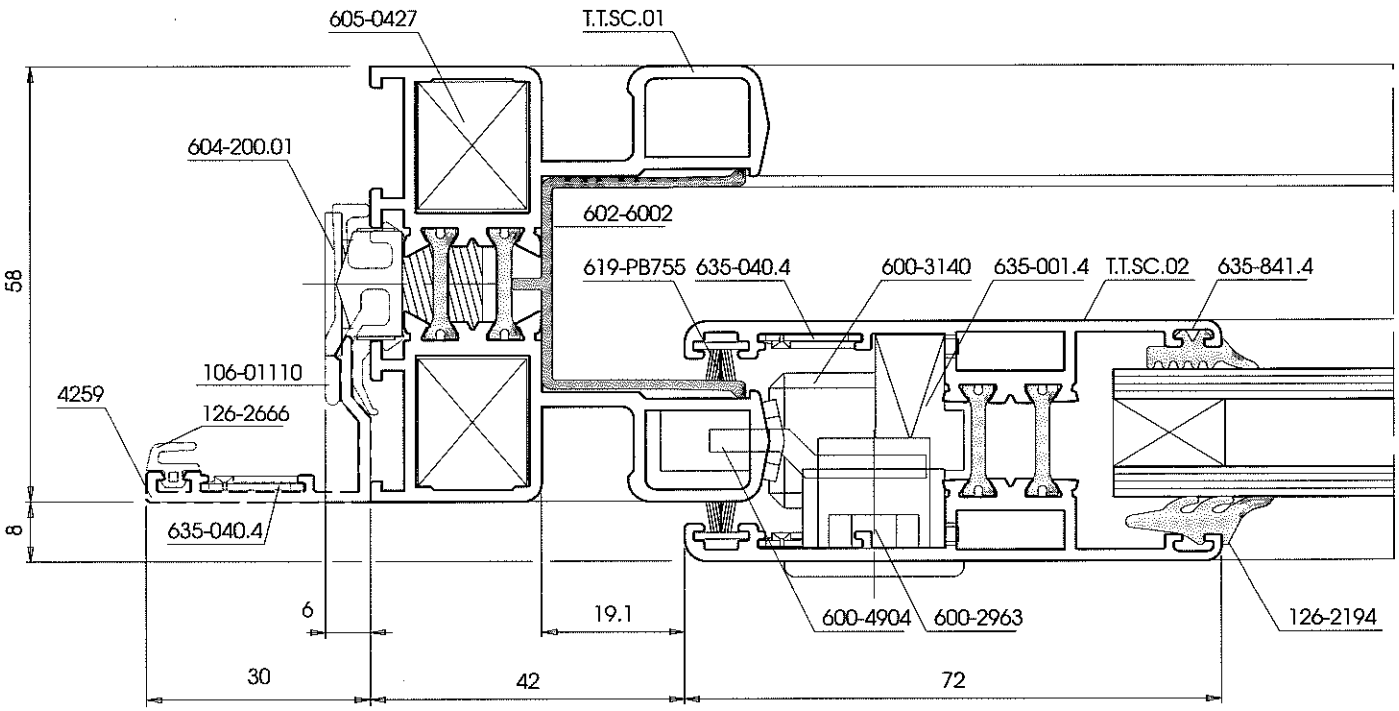

2

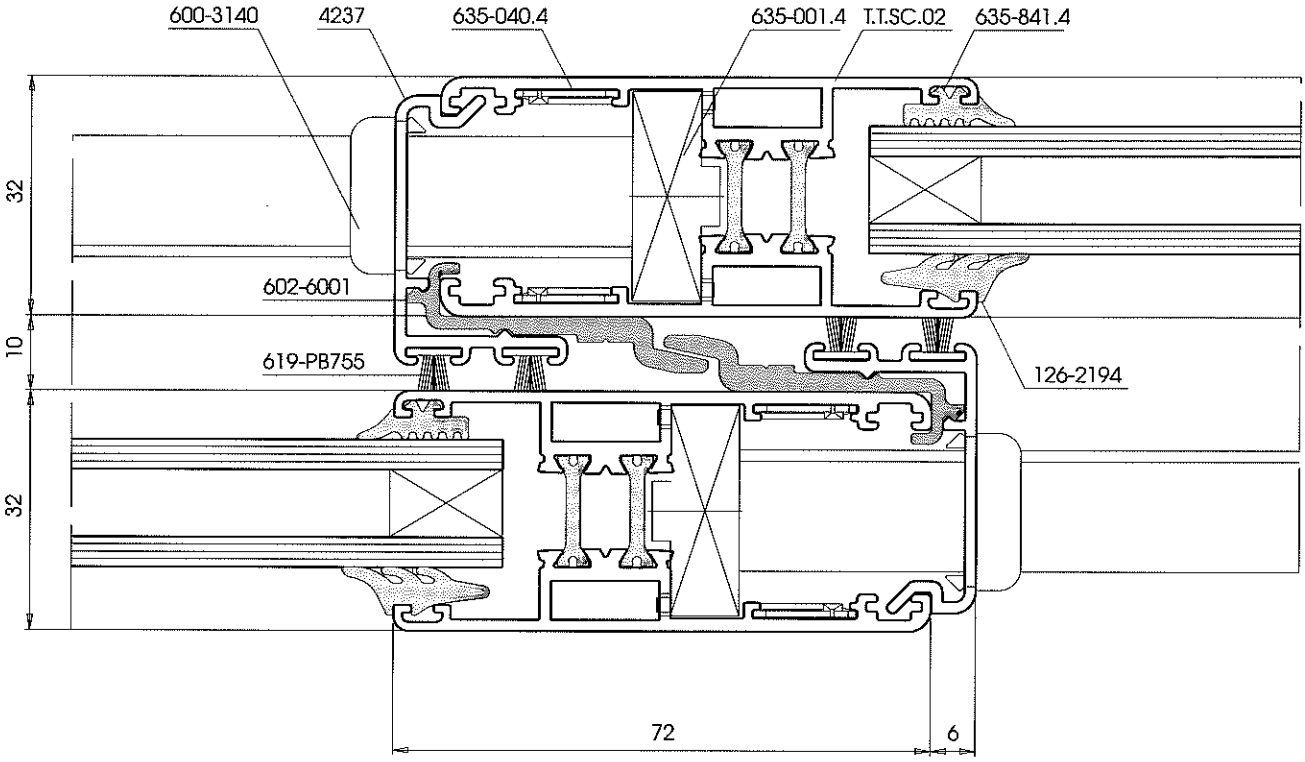
600-3140
4237
635-040.4
635-001.4
T.T.SC.02
635-841.4
32
10
32
602-6001
619-PB755
126-2194
72
6

3

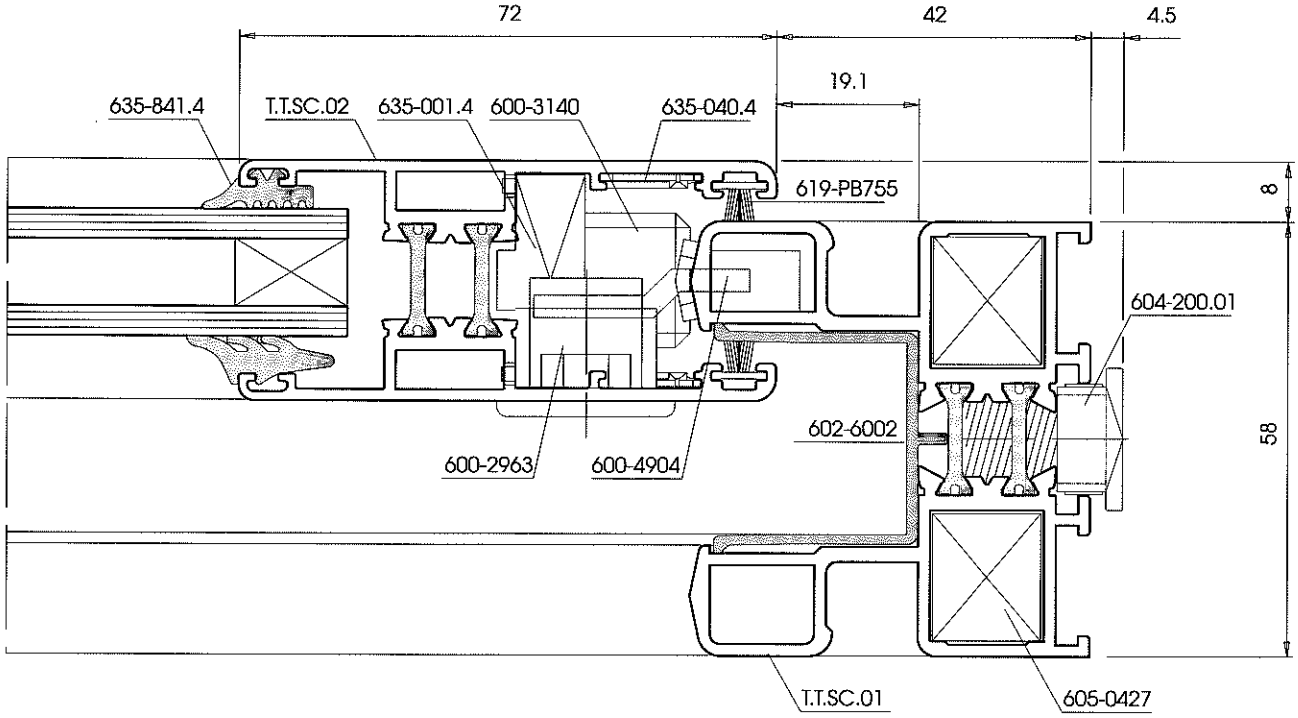
72
42
4.5
19.1
635-841.4
T.T.SC.02
635-001.4
600-3140
635-040.4
619-PB755
8
604-200.01
602-6002
58
600-2963
600-4904
T.T.SC.01
605-0427

SEZIONI / SECTIONS

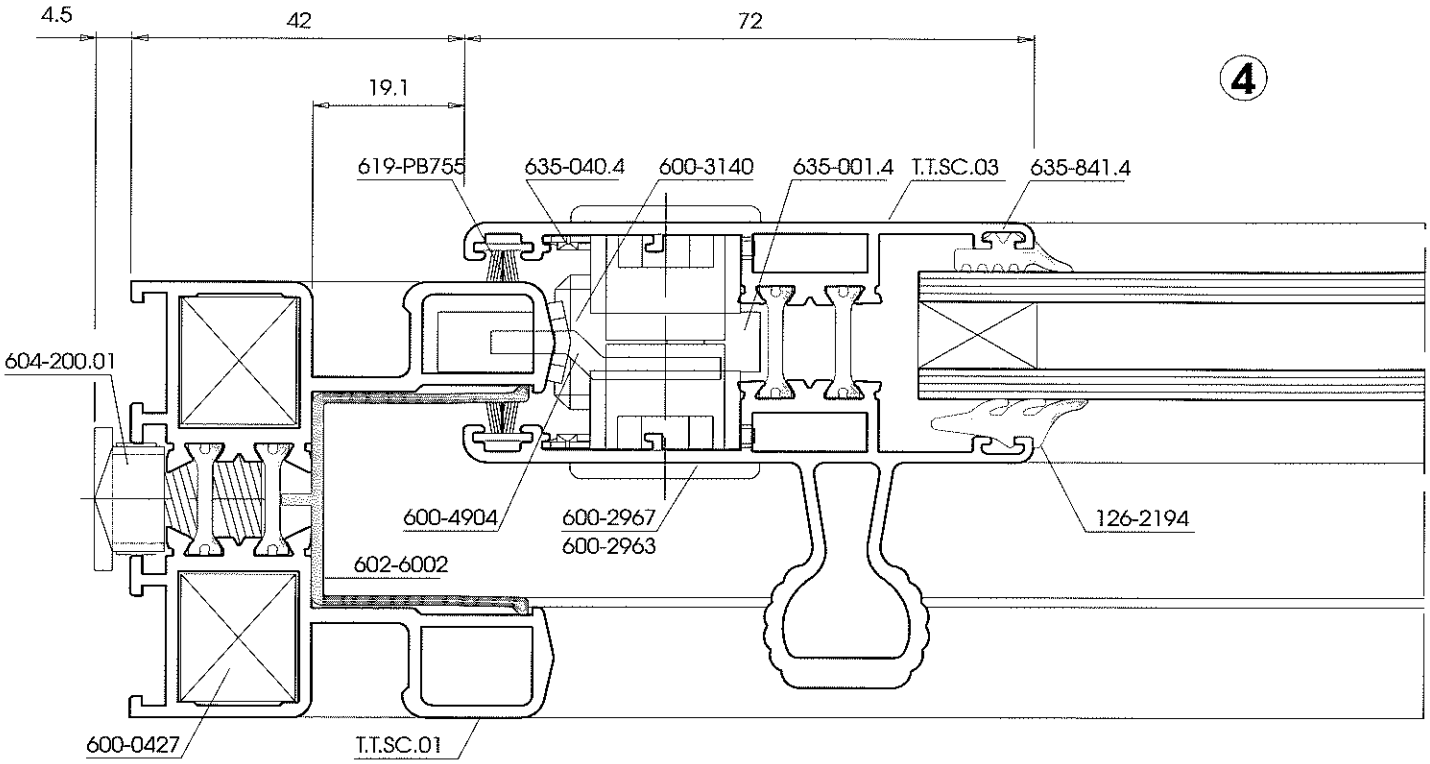

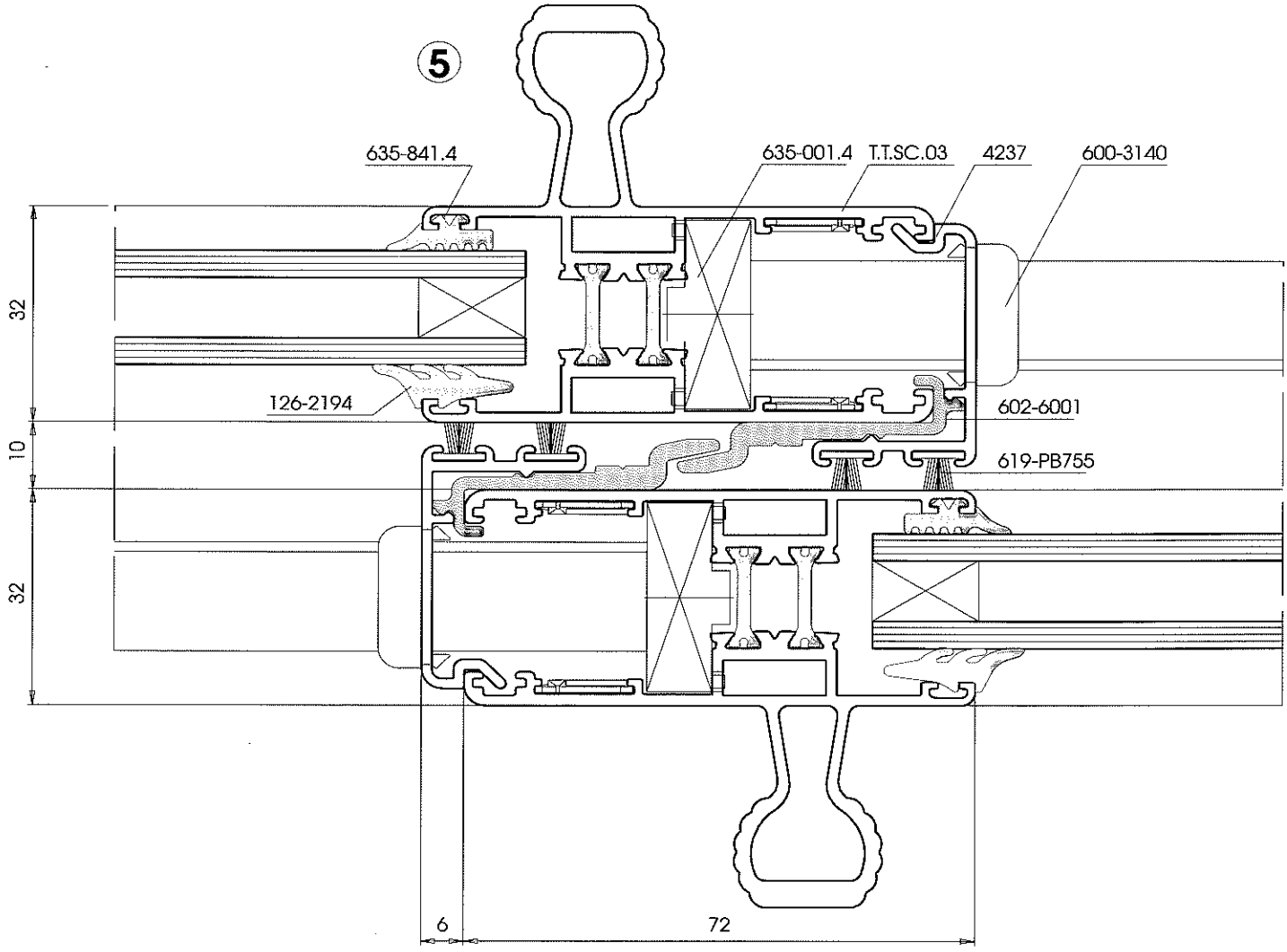

6

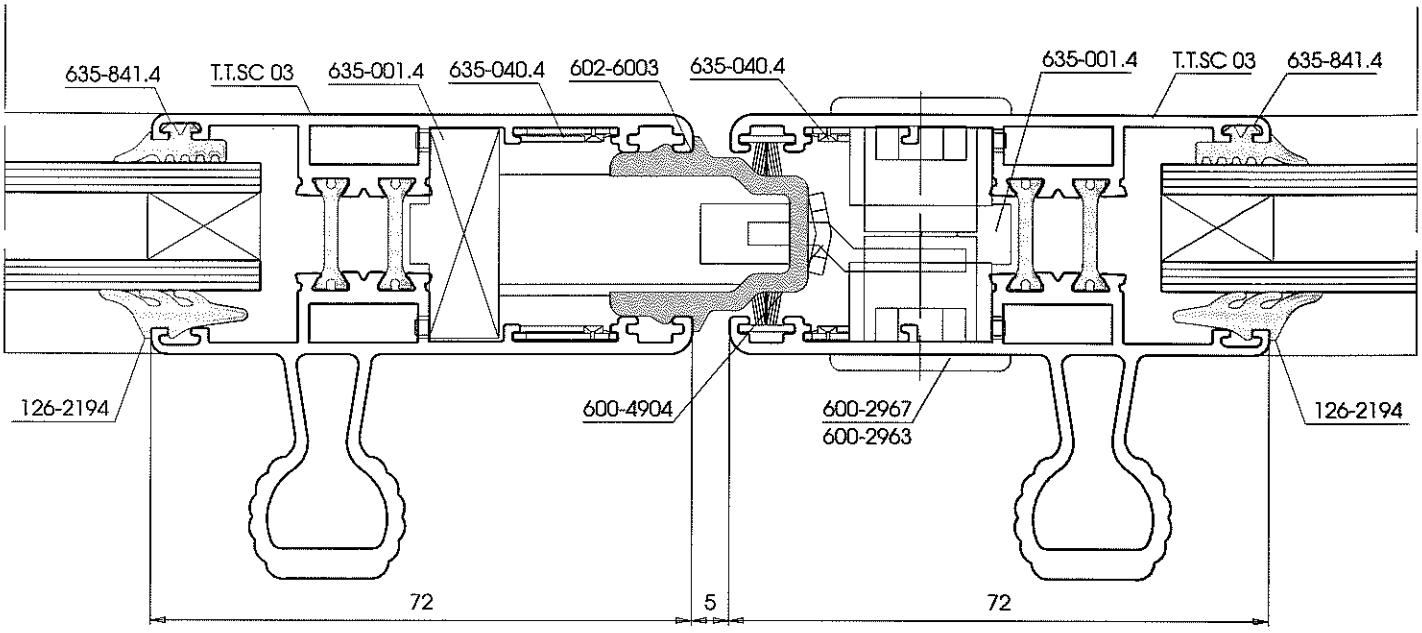
635-841.4
T.T.SC 03
635-001.4
635-040.4
602-6003
635-040.4
635-001.4
T.T.SC 03
635-841.4
126-2194
600-4904
600-2967
600-2963
126-2194
72
5
72

7

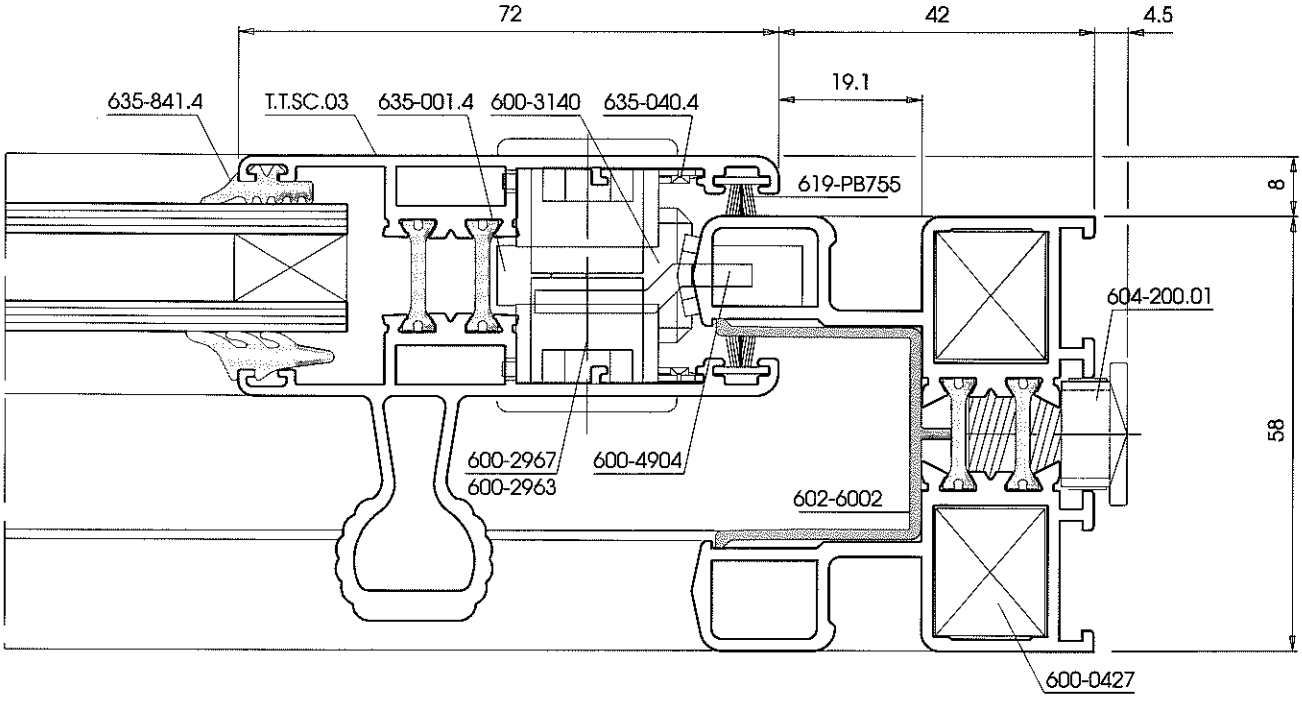
72
42
4.5
19.1
635-841.4
T.T.SC.03
635-001.4
600-3140
635-040.4
619-PB755
8
604-200.01
58
600-2967
600-2963
600-4904
602-6002
600-0427

SEZIONI / SECTIONS

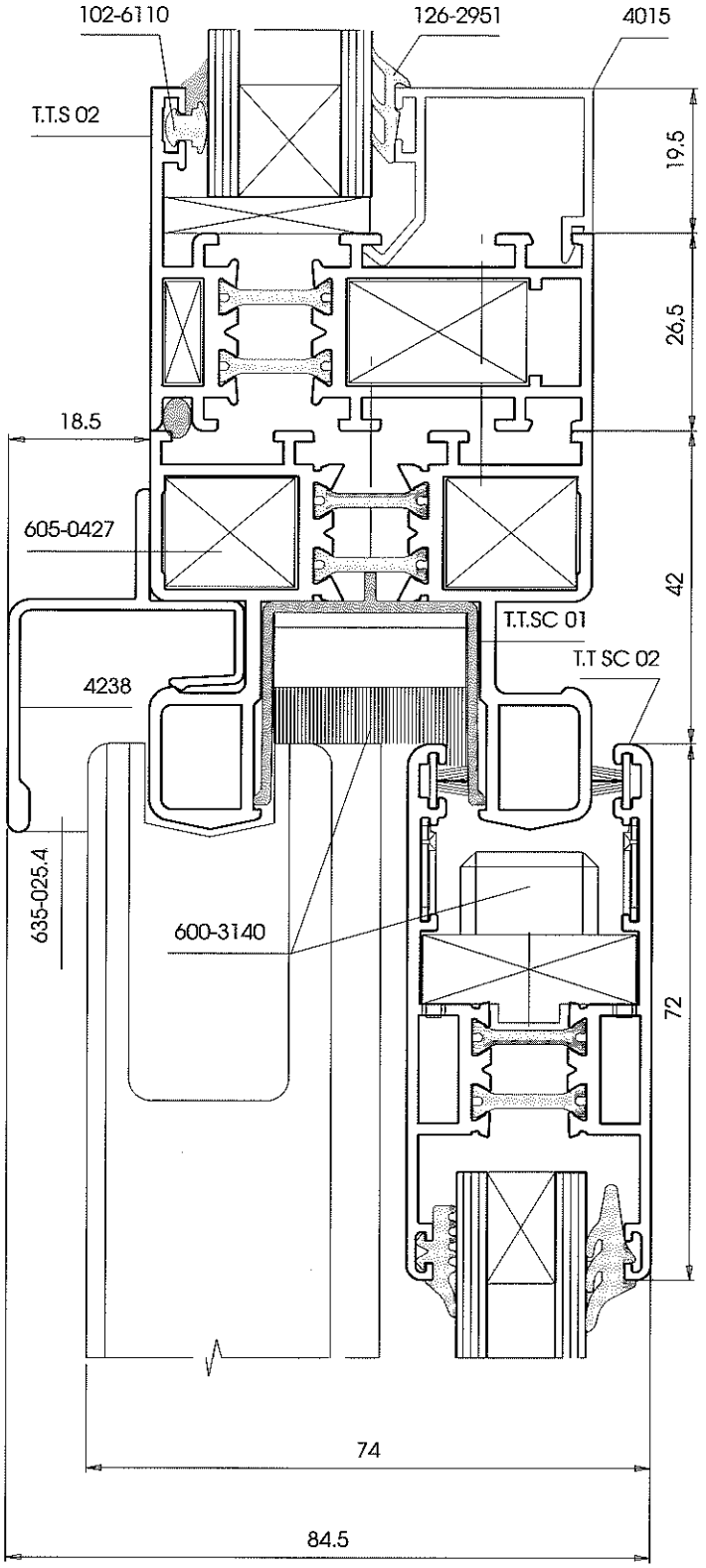

8

ABBINAMENTO CON SERIE
SISTEMA 1 "PE 58 TT"

CONNECTION WITH SERIES
SYSTEM 1 "PE 58 TT"

9

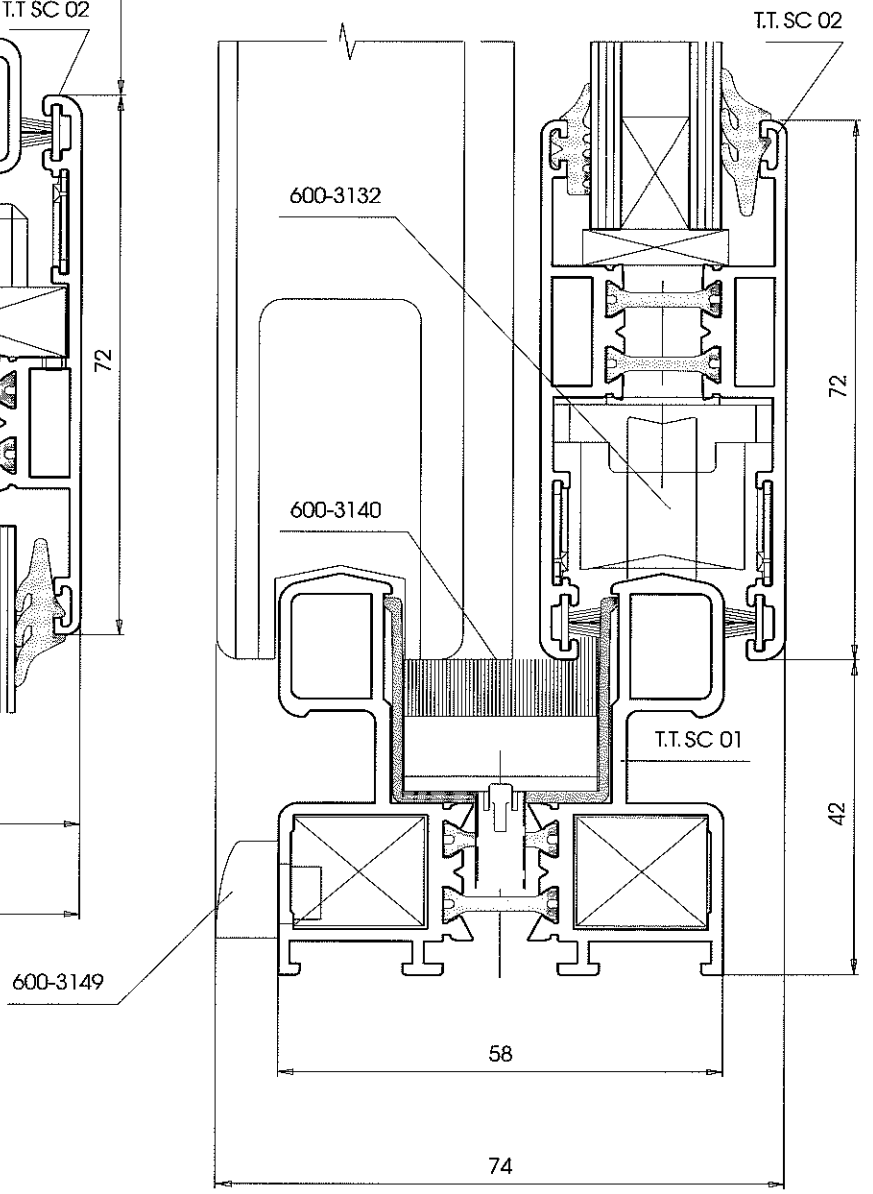

8A

ABBINAMENTO CON SERIE EKU 53 TT
CONNECTION WITH SERIES EKU 53 TT

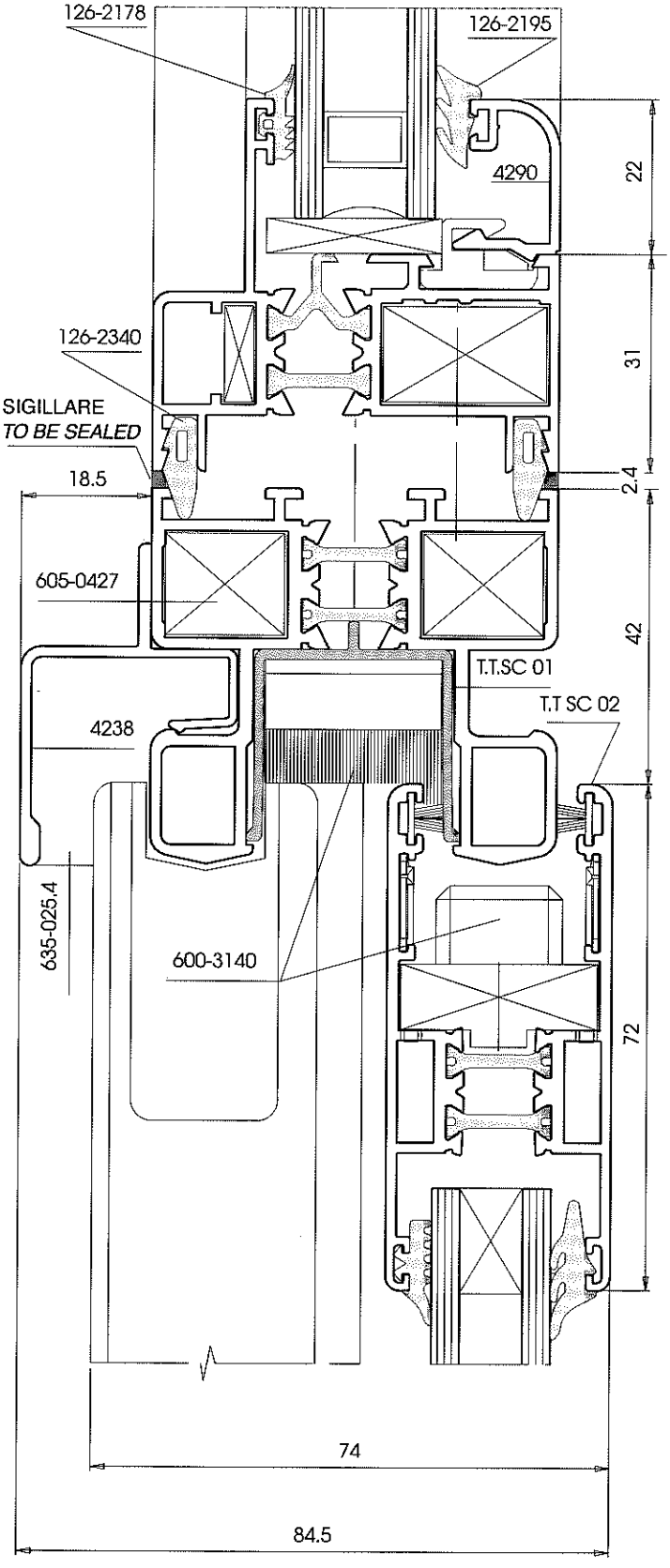

ABBINAMENTO CON SERIE EKU 64 TT
CONNECTION WITH SERIES EKU 64 TT

8B

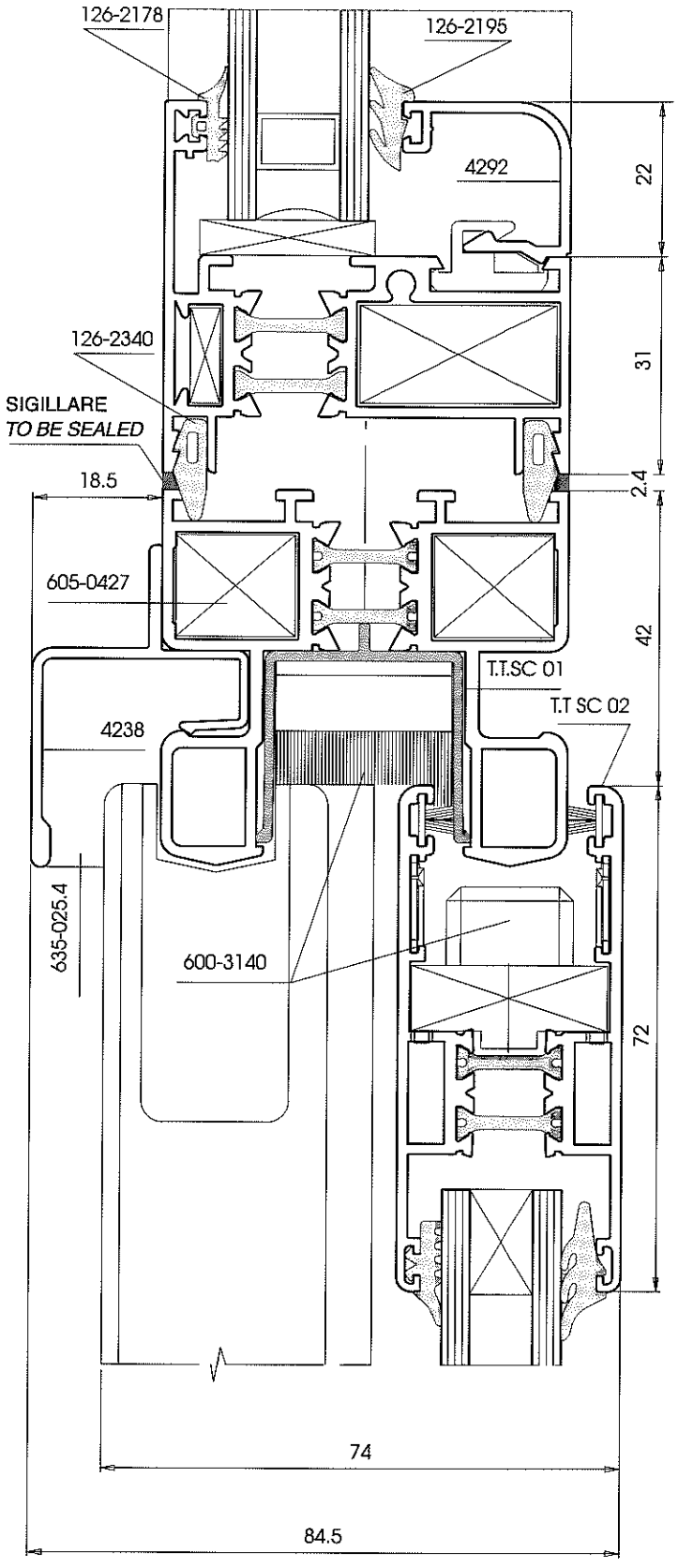

SEZIONI / SECTIONS

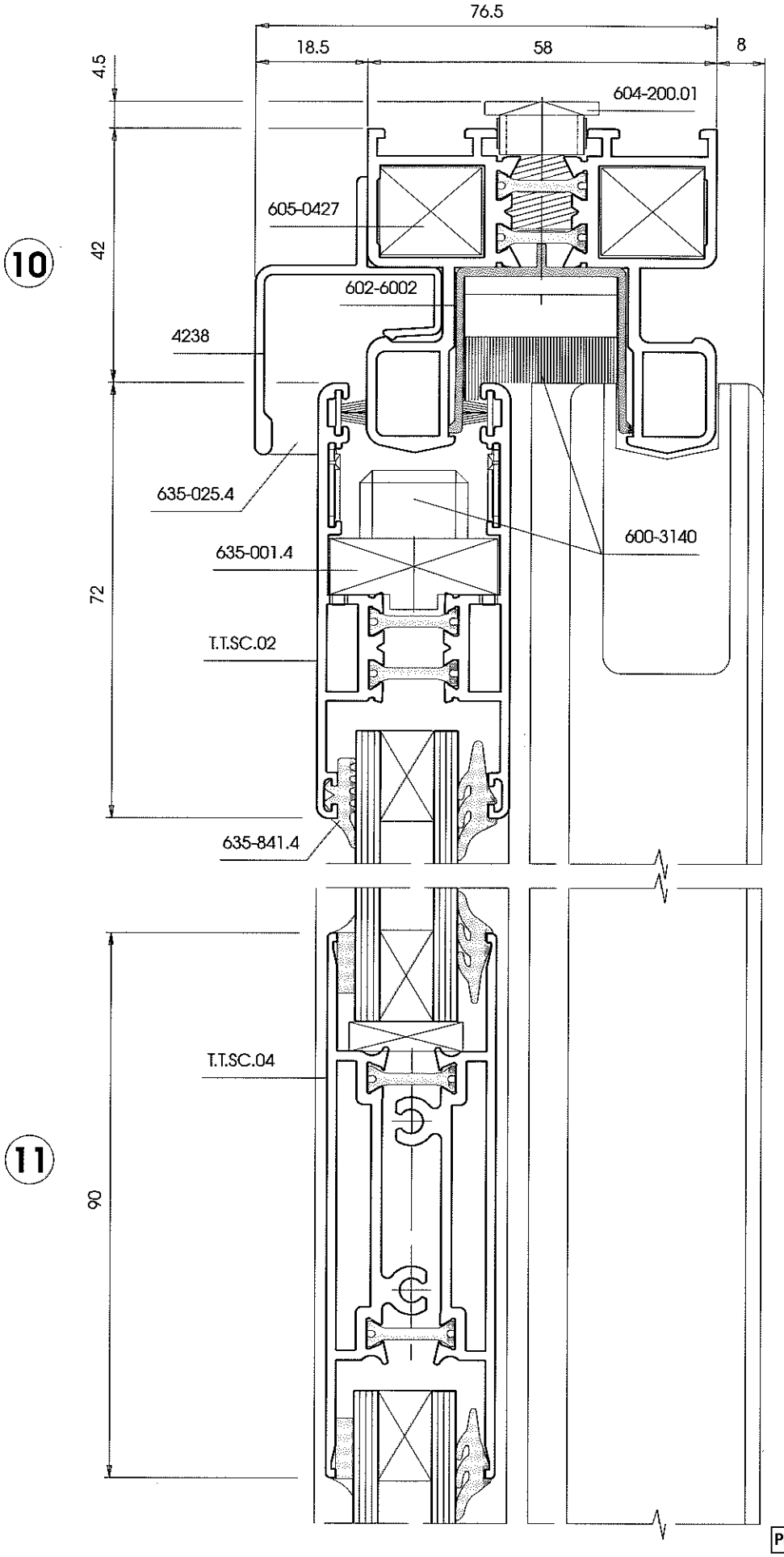

SEZIONI / SECTIONS

GRUPPO PROFILATI

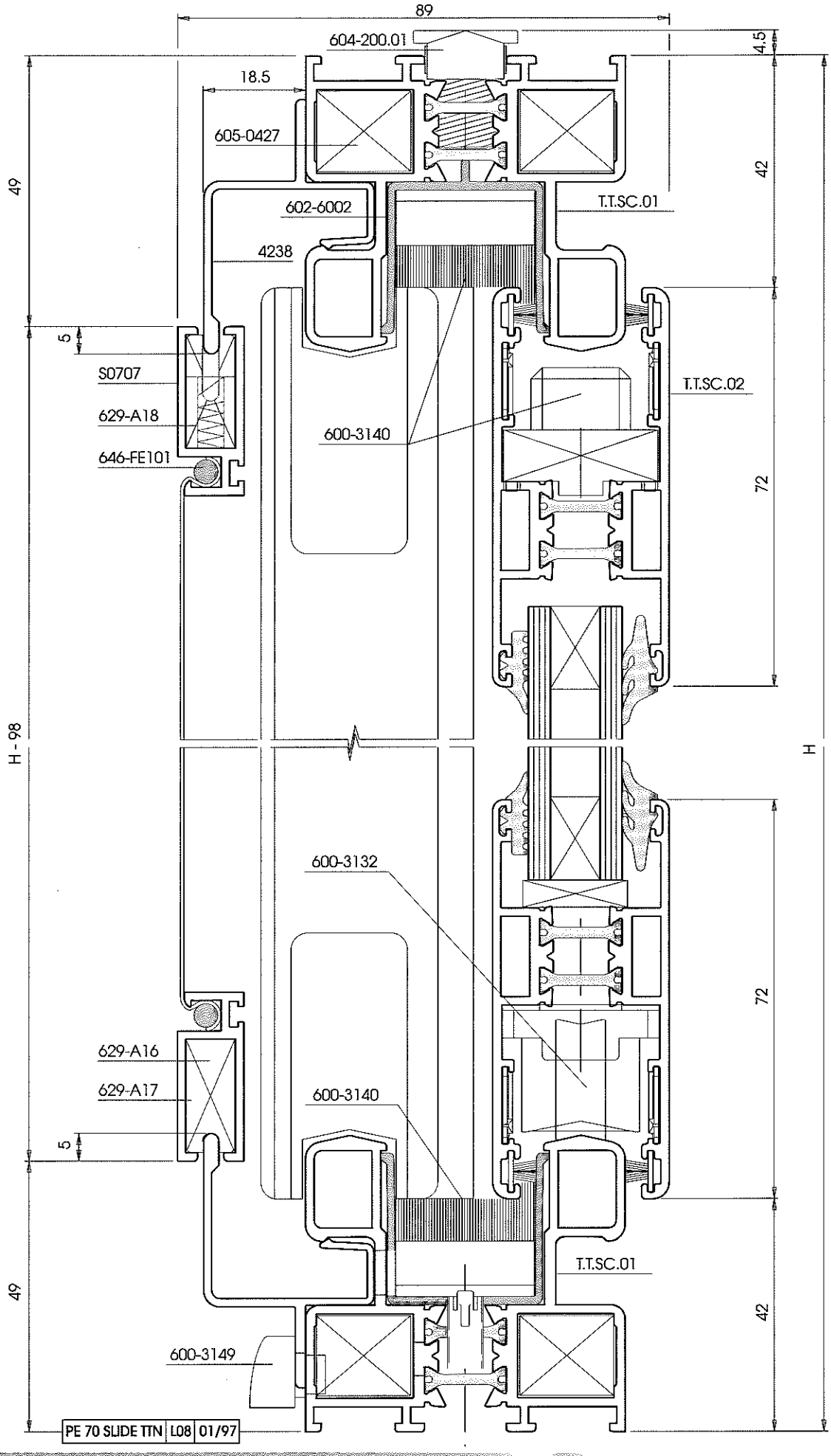

10Z

9Z

PE 70 SLIDE TTN	L08	01/97

SEZIONI / SECTIONS

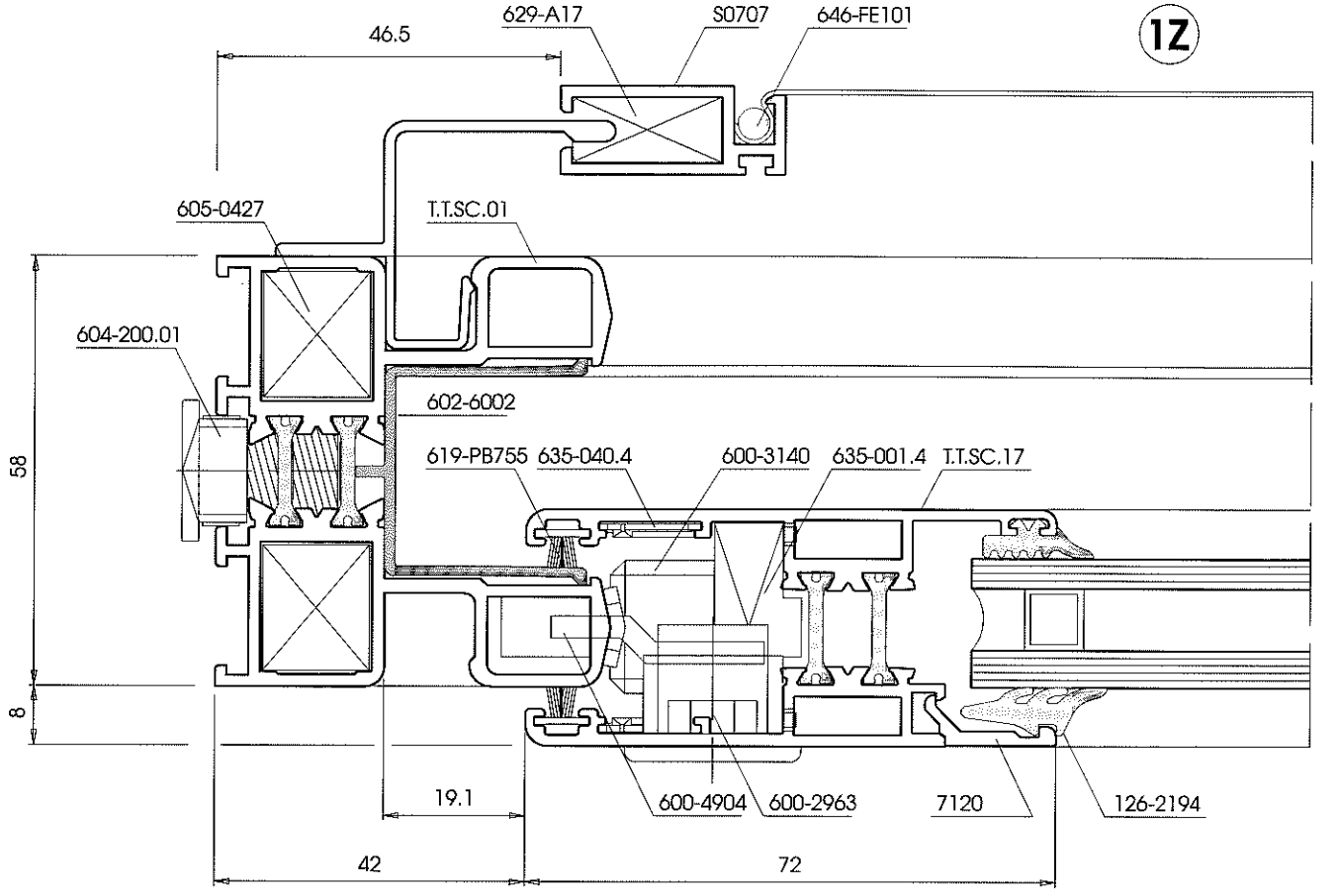

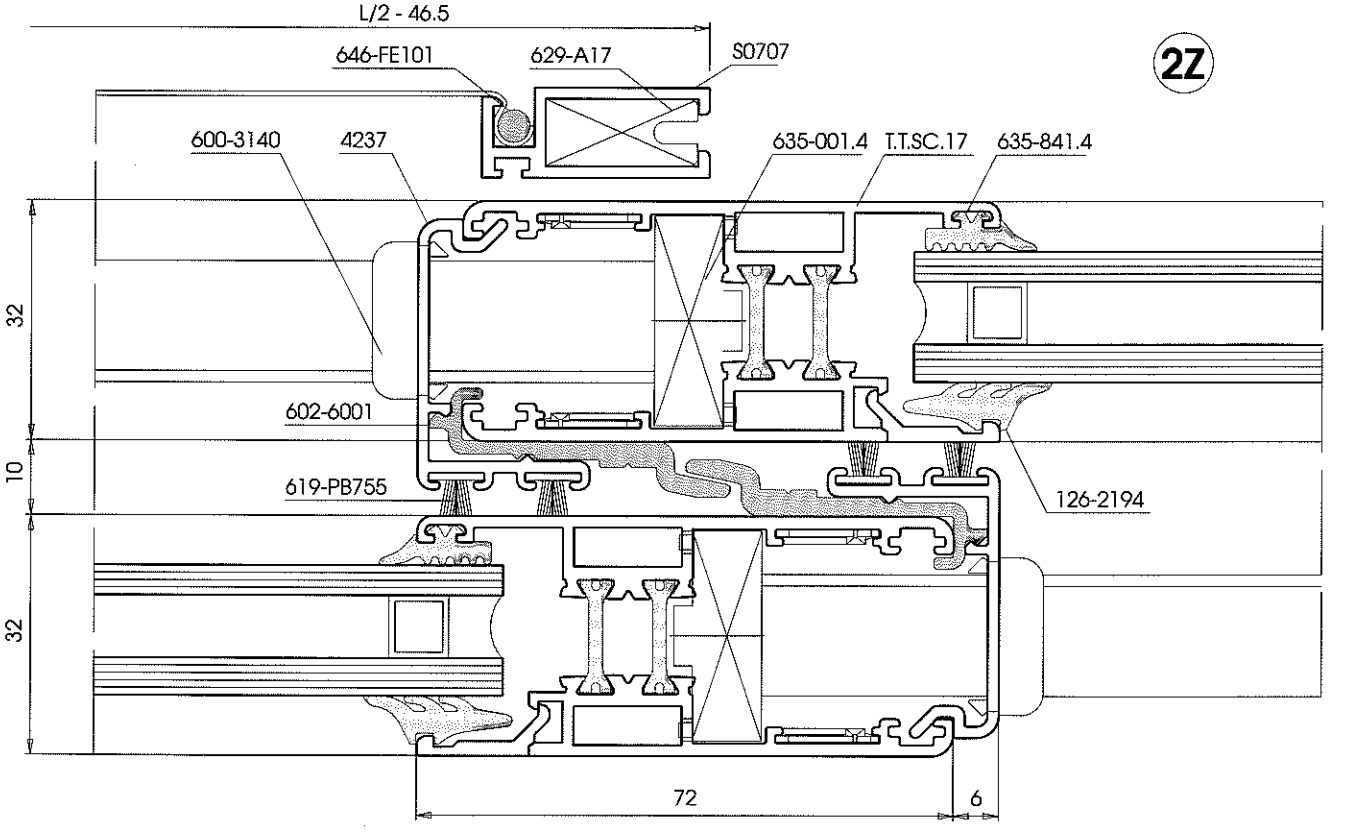

SEZIONI / SECTIONS

GRUPPO PROFILATI

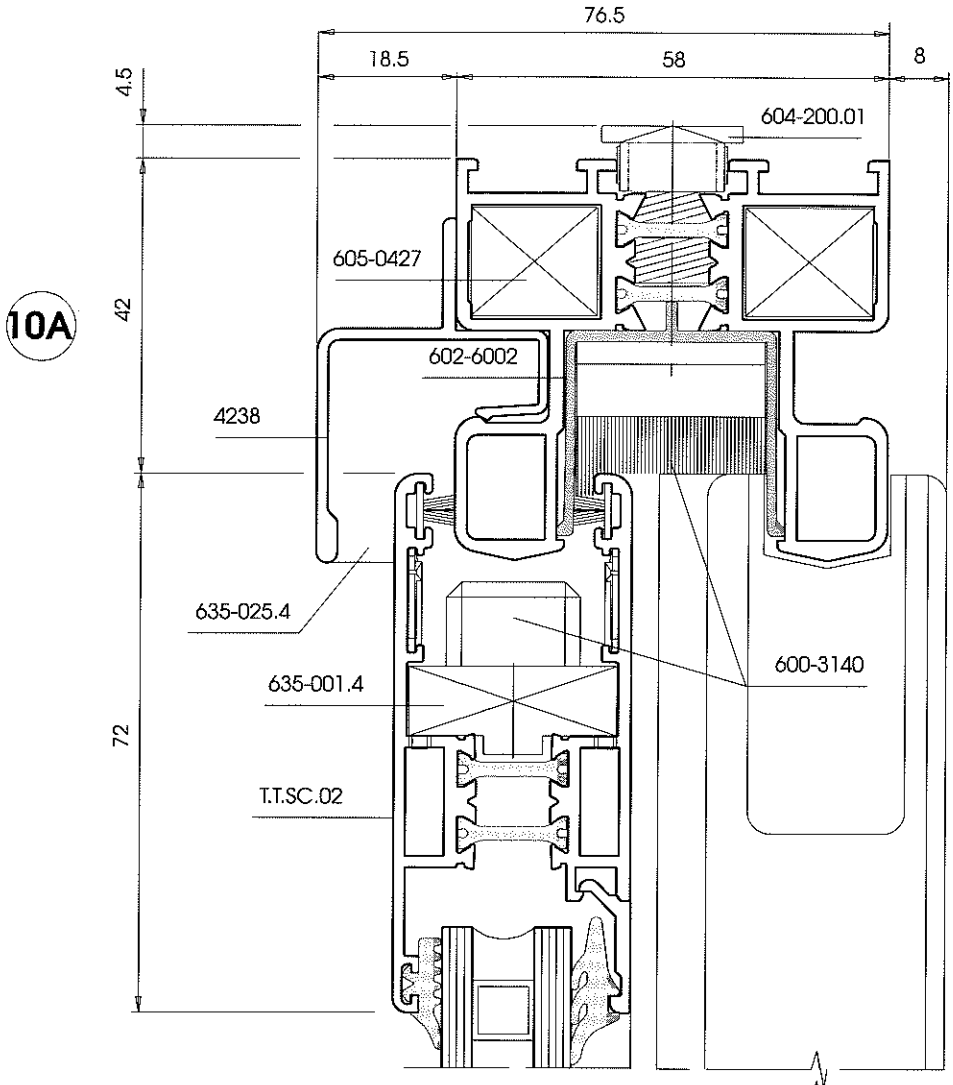

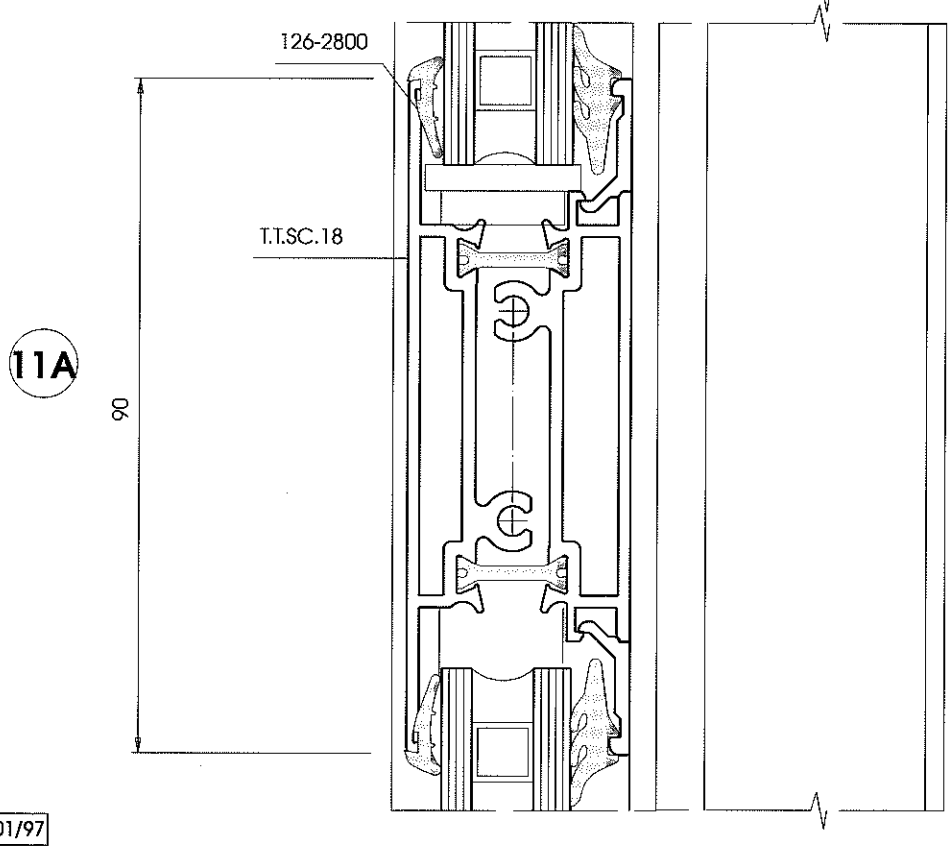

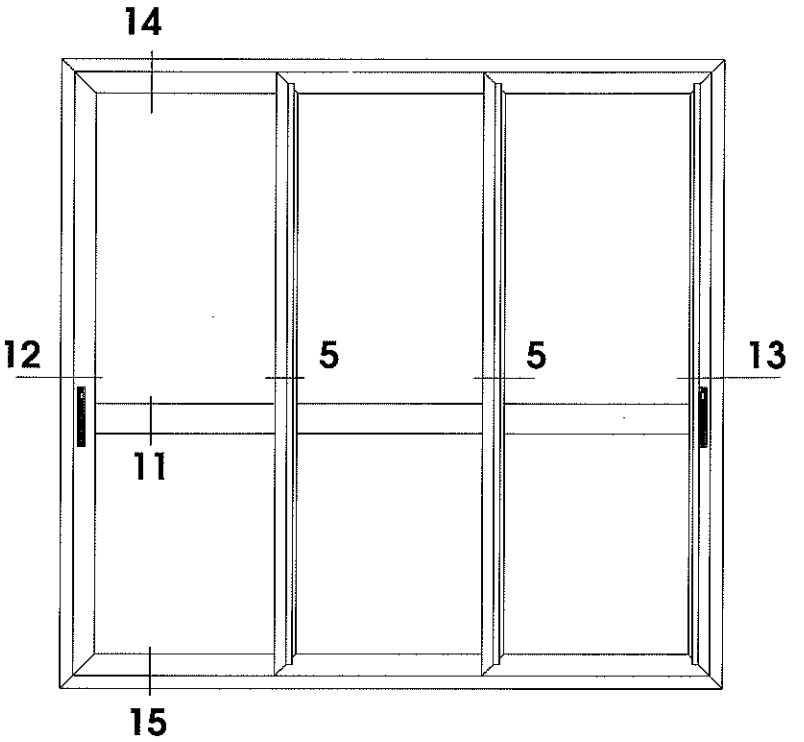
14
12
5
5
13
11
15

12

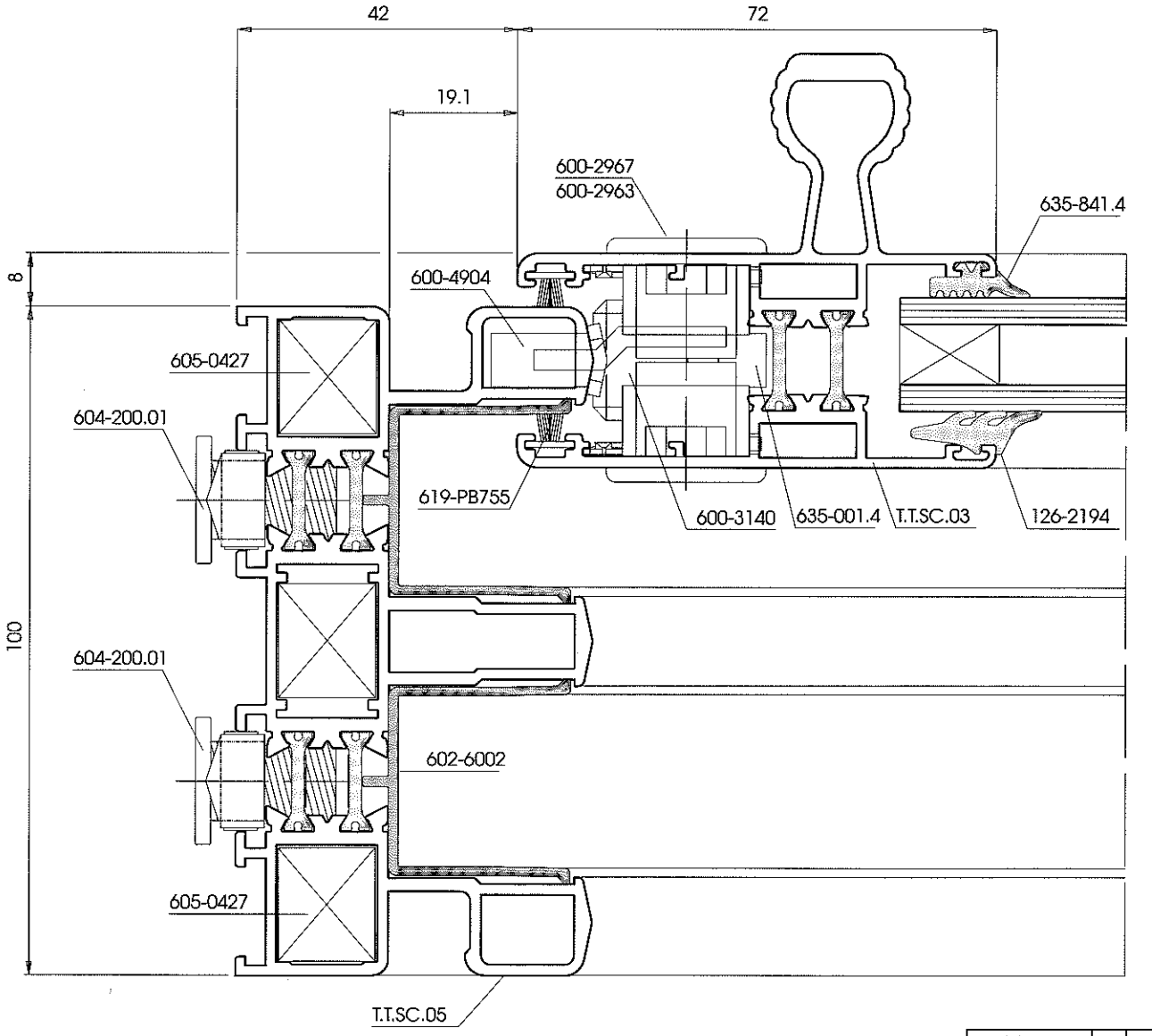
42
72
19.1
600-2967
600-2963
635-841.4
8
600-4904
605-0427
604-200.01
619-PB755
600-3140
635-001.4
T.T.SC.03
126-2194
100
604-200.01
602-6002
605-0427
T.T.SC.05

13

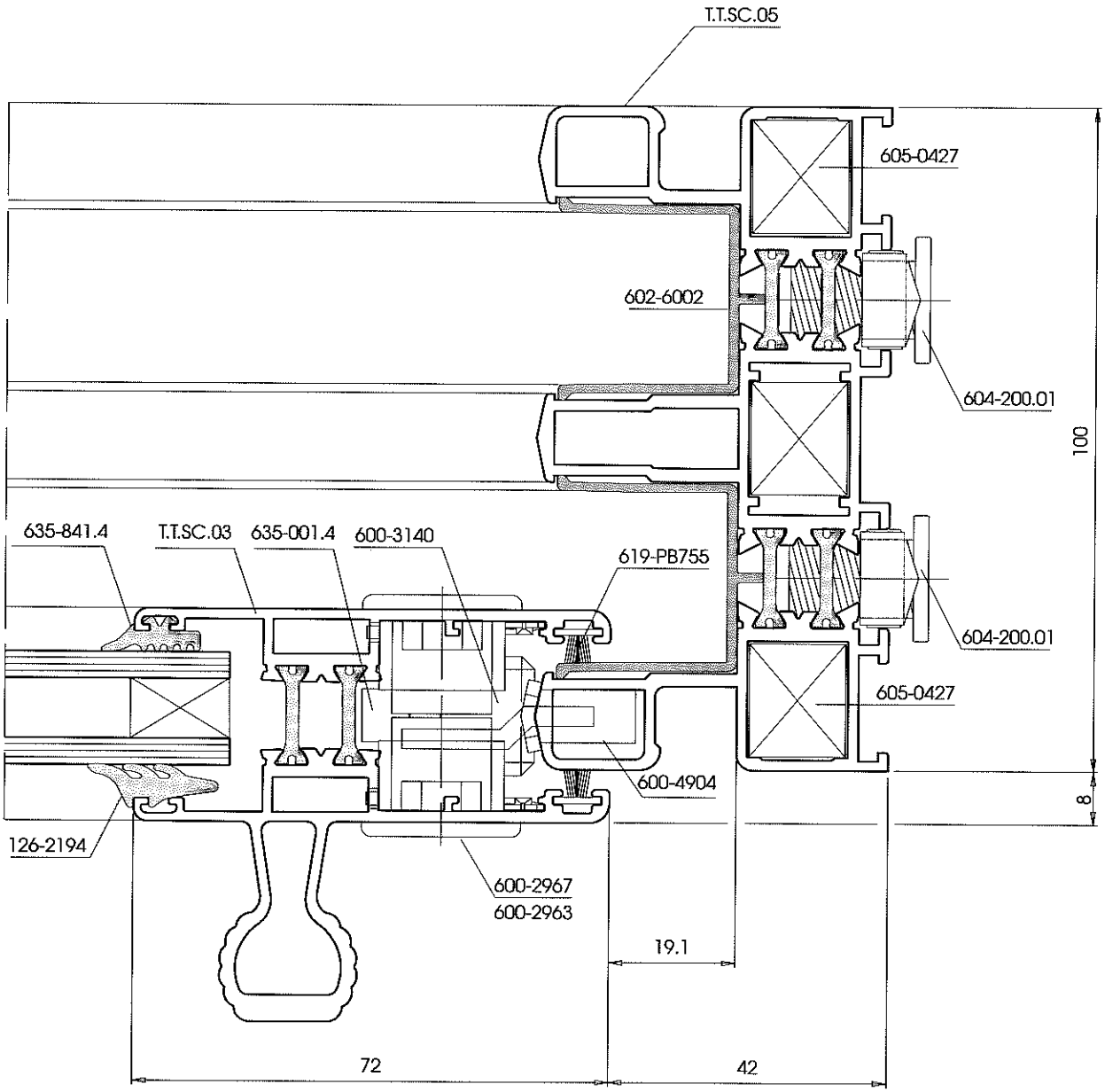
T.T.SC.05
605-0427
602-6002
604-200.01
100
635-841.4
T.T.SC.03
635-001.4
600-3140
619-PB755
604-200.01
605-0427
600-4904
8
126-2194
600-2967
600-2963
19.1
72
42

SEZIONI / SECTIONS

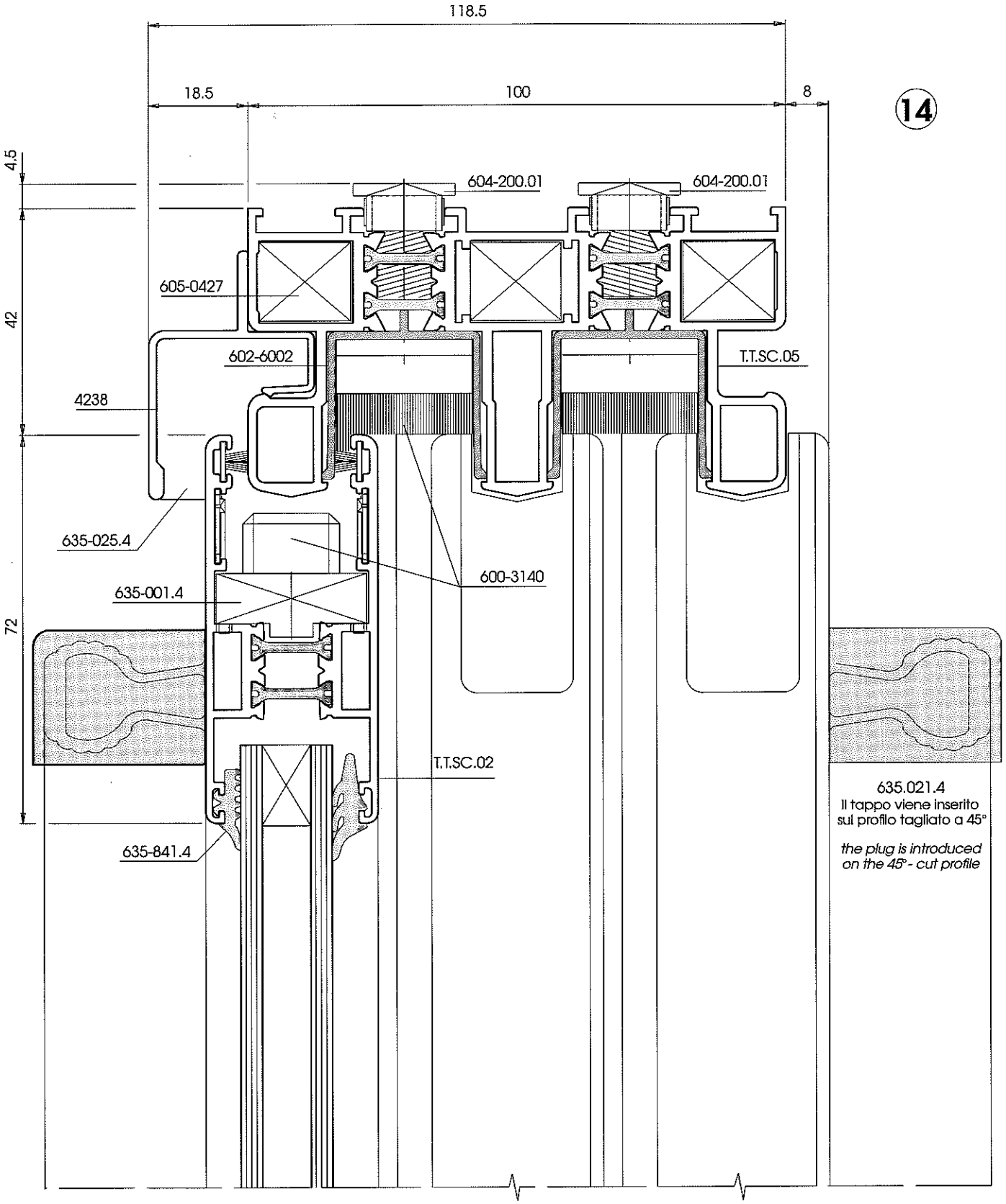

15

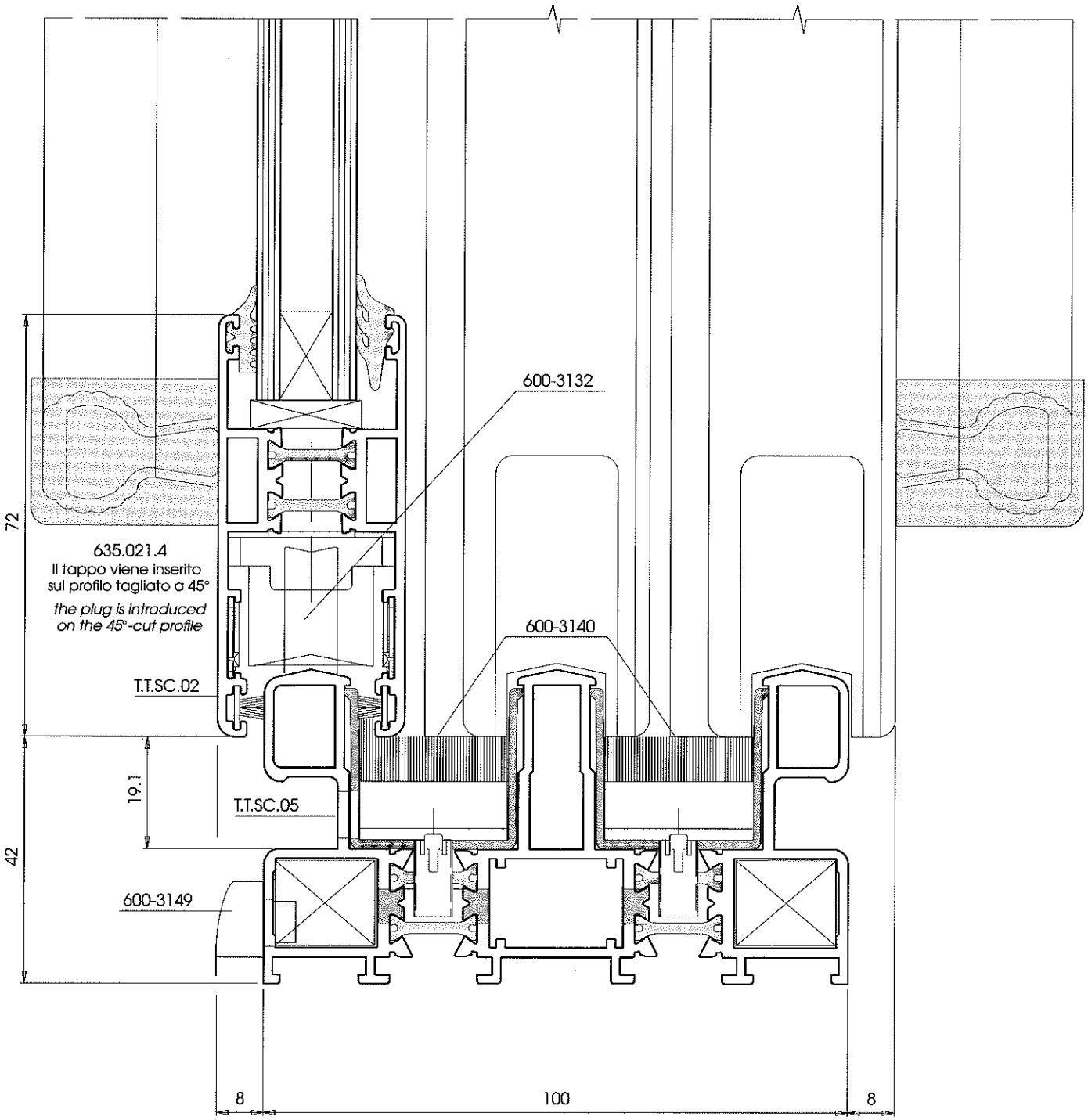
600-3132
635.021.4
Il tappo viene inserito
sul profilo tagliato a 45°
the plug is introduced
on the 45°-cut profile
600-3140
T.T.SC.02
T.T.SC.05
600-3149
72
19.1
42
8
100
8

LAVORAZIONE 1 / *TOOLING 1*



NOTA: ESEMPIO DI APPLICAZIONE NASELLO DI CHIUSURA SU TELAIO
NOTE : EXAMPLE OF APPLICATION CLOSING TOOTH ON FRAME

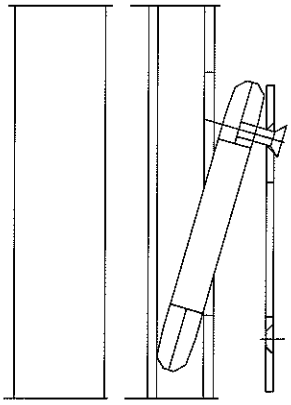

1) INSERIMENTO
1) FITTING

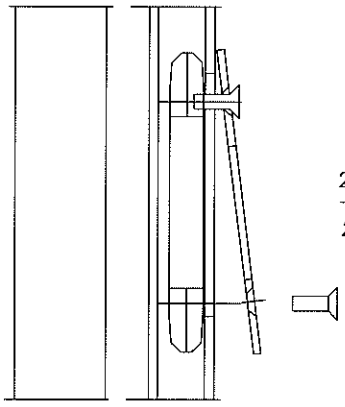

2) FISSAGGIO
2) FASTENING

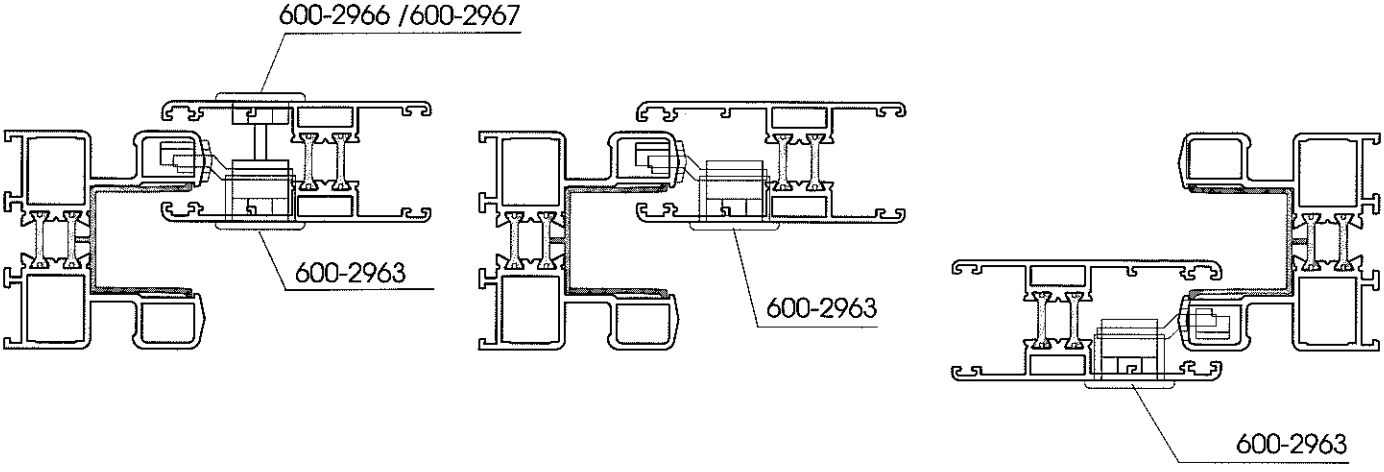

LAVORAZIONE 1 / *TOOLING 1*

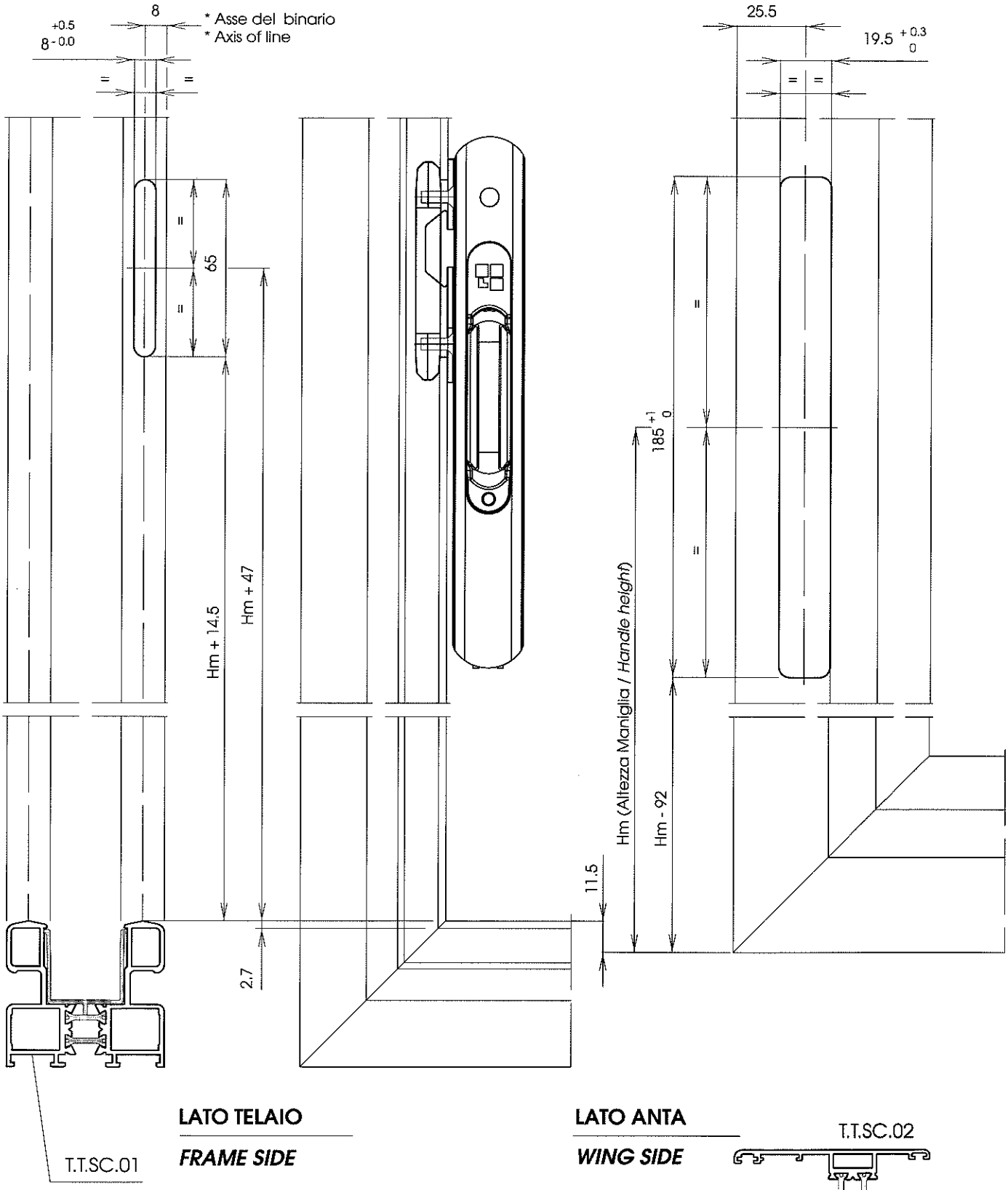

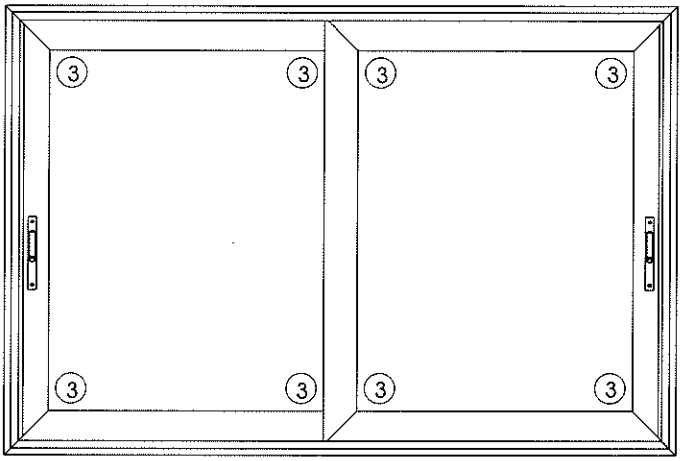

LAVORAZIONE 2 / *TOOLING 2*

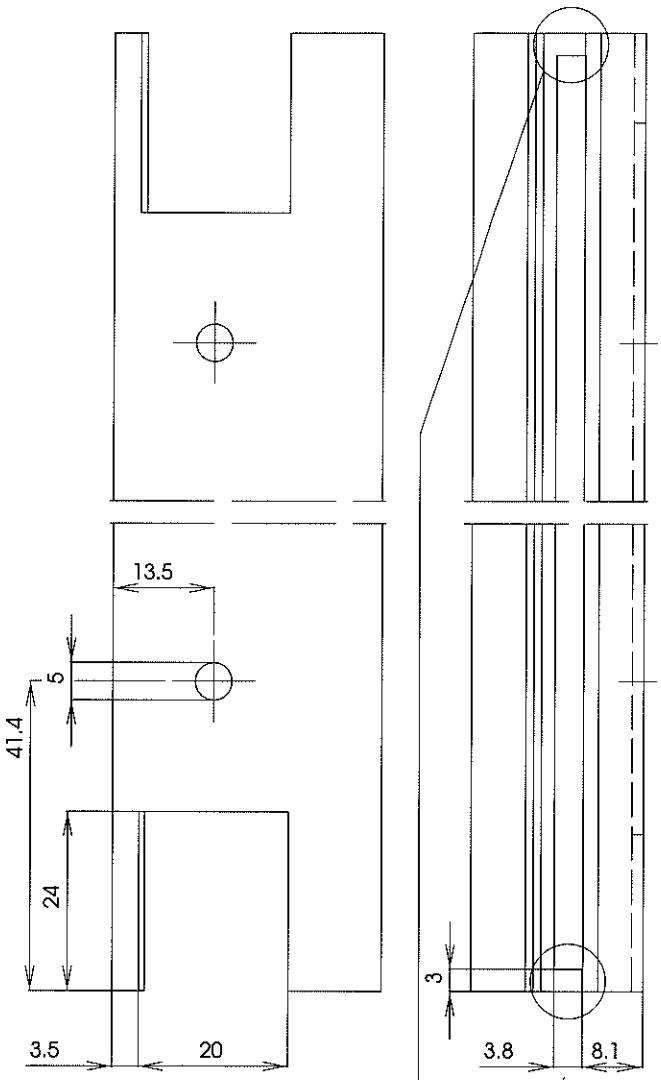

LAVORAZIONE 3 / *TOOLING 3*

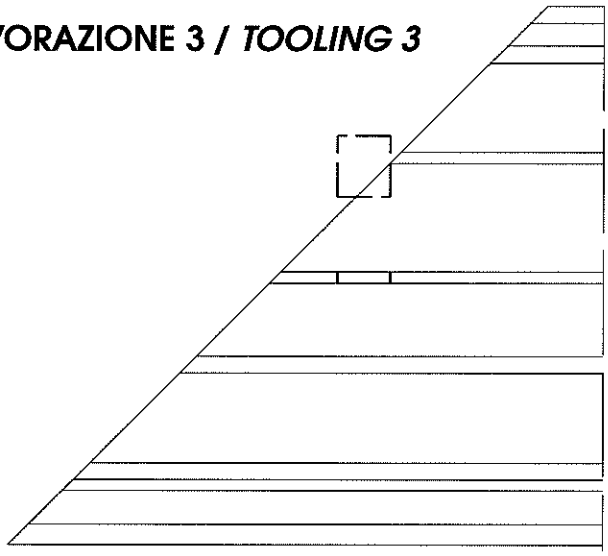

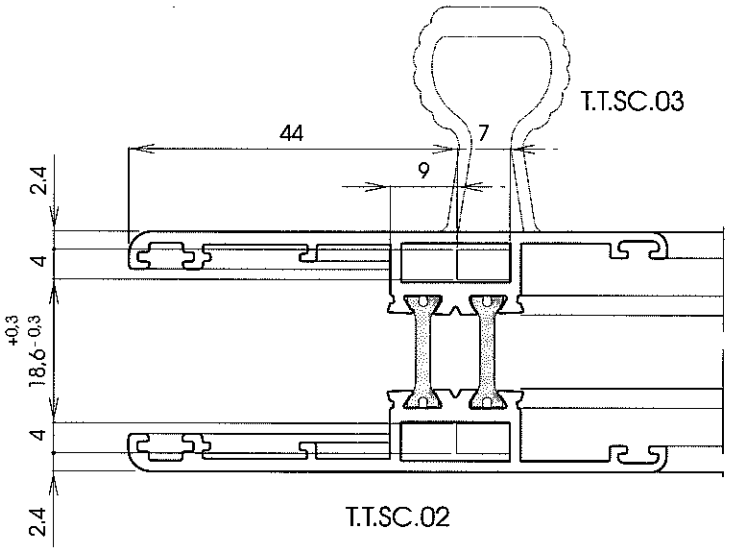

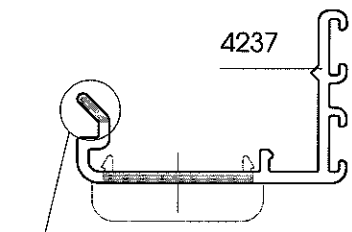

LAVORAZIONE 7 *TOOLING 7*

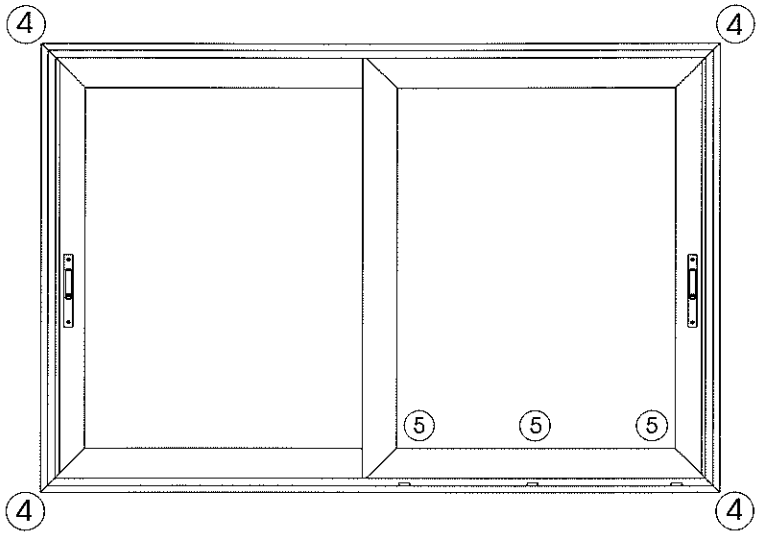

LAVORAZIONE SQUADRETTA / *CORNER JOINT TOOLING*

FORATURA E ASOLATURA PER INSERIMENTO SQUADRETTA A SCATTO
MAKING DRILLS AND SLOTS FOR PLACING SNAP CORNER JOINT

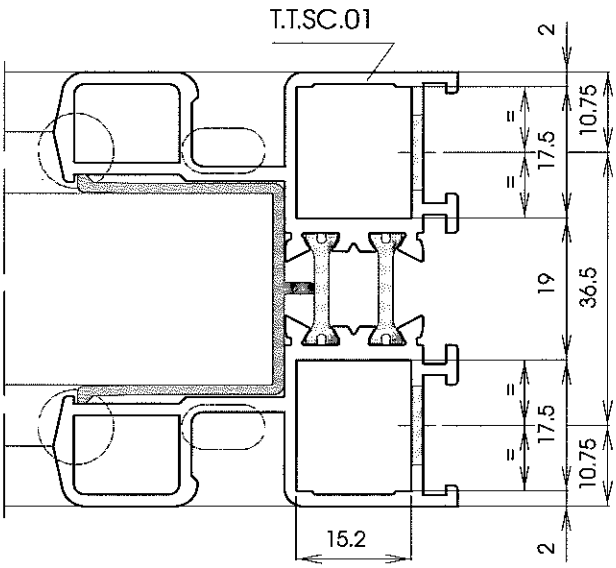

LAVORAZIONE 4 / *TOOLING 4*

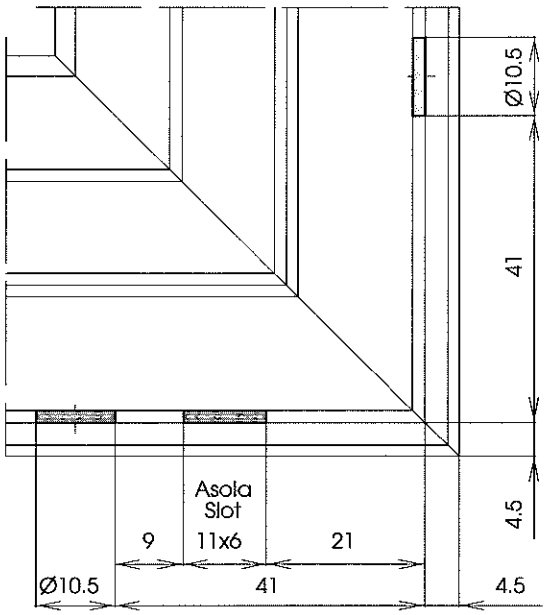

LAVORAZIONE SCARICO ACQUA / WATER DRAINAGE TOOLING

FERITOIE 30x8 OGNI 400 mm. INIZIO A 100 mm
SLITS 30x8 EVERY 400 mm. BEGINNING AT 100 mm

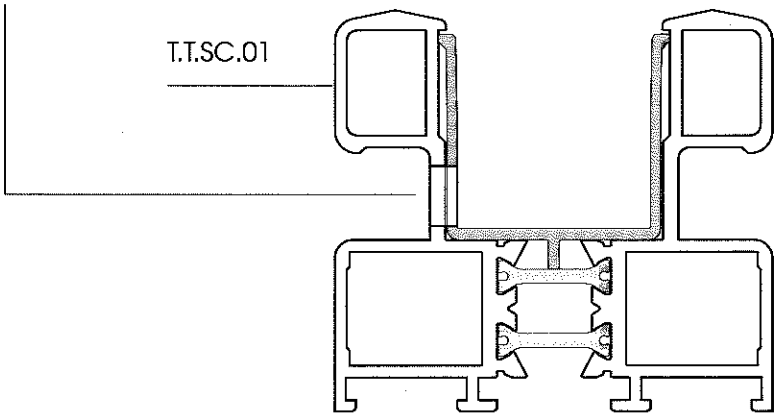

LAVORAZIONE 5 / *TOOLING 5*

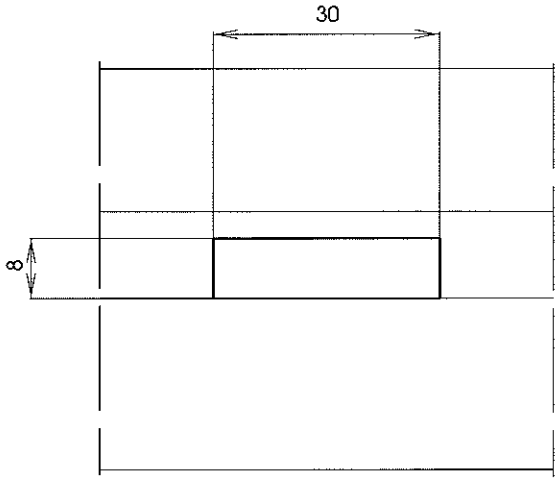

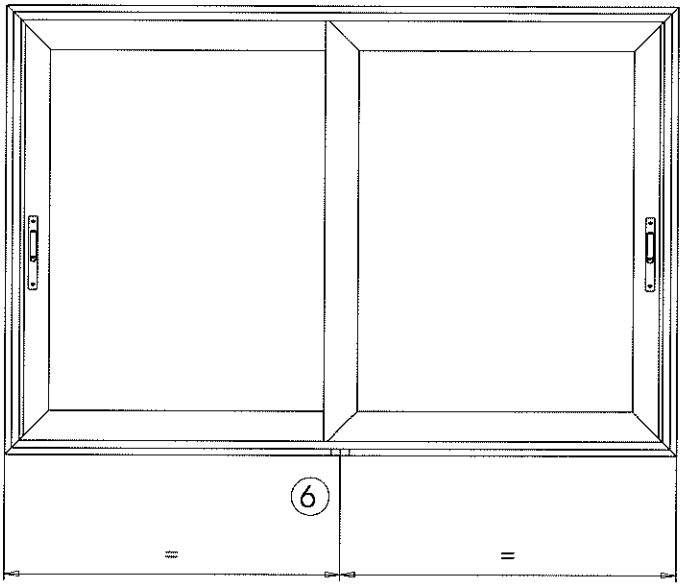

LAVORAZIONE SCARICO ACQUA / *WATER DRAINAGE TOOLING*

SCARICO ACQUA CON VALVOLA DI TENUTA
WATER DRAINAGE WITH WATER-TIGHT VALVE

LAVORAZIONE 6 / *TOOLING 6*

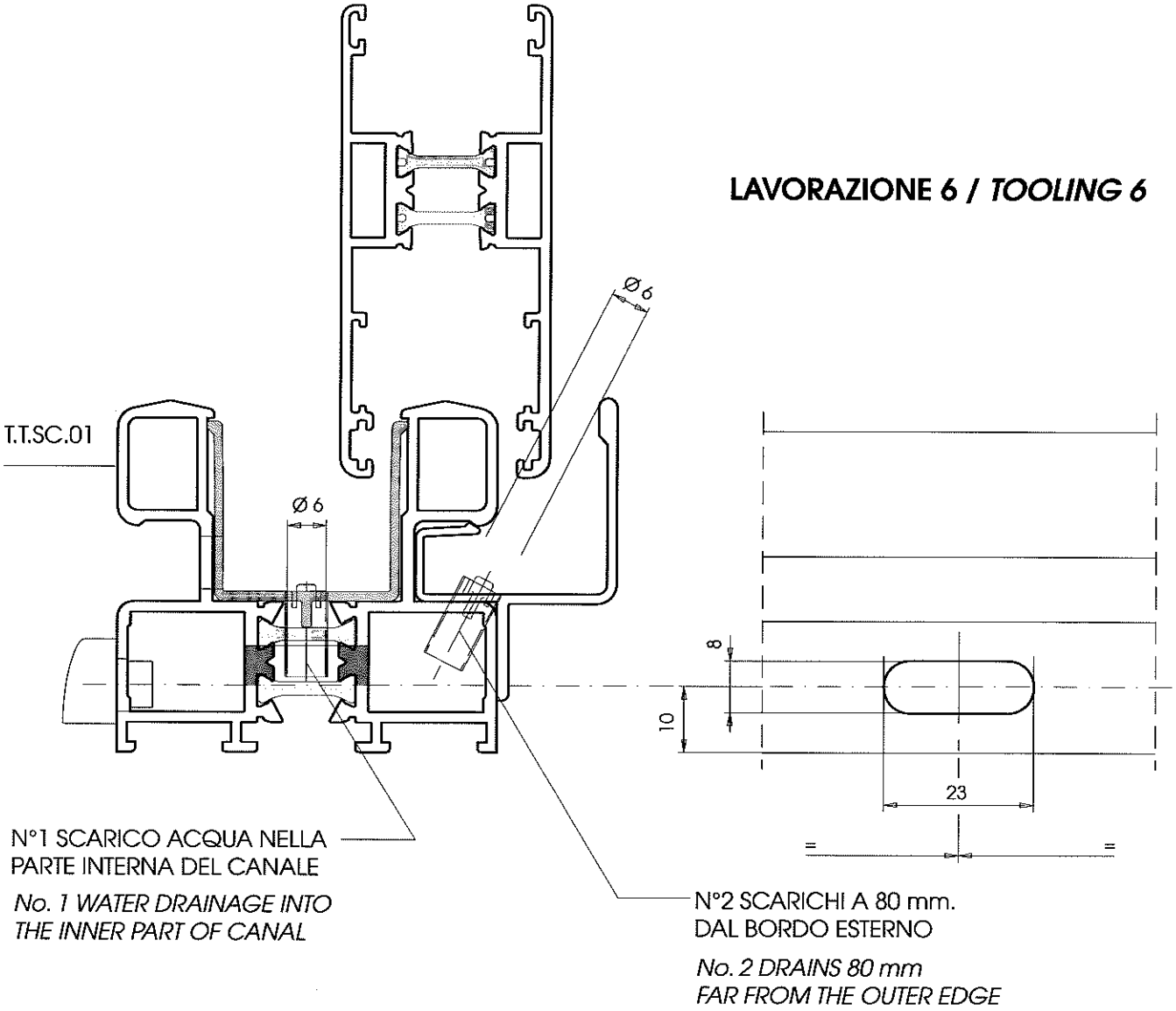

DISTINTA DI TAGLIO / *CUTTING SPECIFICATION*

GRUPPO PROFILATI

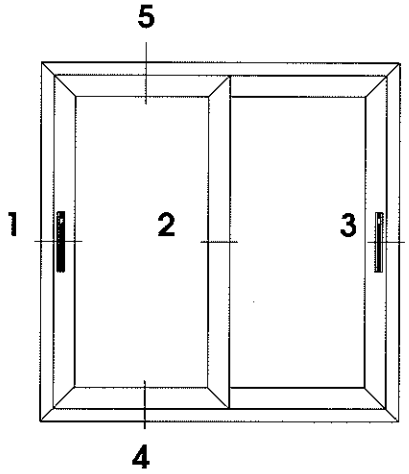

FINESTRA SCORREVOLE A DUE ANTE
TWO-WING SLIDING WINDOW

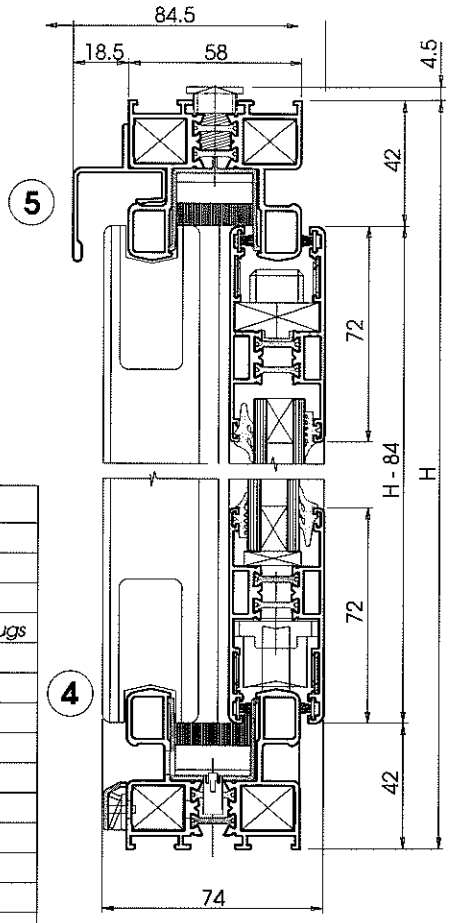

ACCESSORI / *ACCESSORIES*		
Codice/*Code*	**N°pezzi / *No. pcs***	**DESCRIZIONE/ *DESCRIPTION***
600-2963	2 pz. / *2 pc.*	maniglia esterna "Brio" Plus / *built-in "Brio" Plus handle*
600-3132	1 conf./ *1 packet*	carrello fisso / *fixed saddle*
600-3140	1 conf./ *1 packet*	kit tappi laterali arresto e antisfilamento / *kit of side stop and slip-proof plugs*
600-3149	1 conf./ *1 packet*	cappetta drenaggio acqua / *water drainage cap*
600-4904	2 pz. / *2 pc.*	kit di aggancio maniglia "Brio" / *kit for coupling "Brio" handle*
604-200.01	7 pz. / *7 pc.*	distanziatore regolabile / *adjustable spacer*
605-0427	8 pz. / *8 pc.*	squadretta in alluminio per telaio / *aluminium corner joint for frame*
635-001.4	8 pz. / *8 pc.*	squadretta in nylon per anta / *Nylon corner joint for wing*
635-025.4	1 cp. / *1 pair*	coppia fondine gocciolatoio / *water drainage lateral plugs*
635-040.4	16 pz. / *16 pc.*	squadretta di allineamento / *aligning corner joint*
619-PB755	4 L + 8 H/*4 L + 8 H*	spazzolino con pinna centrale / *brush with central flap*
* **635-841.4**	2 L + 4 H/*2 L + 4 H*	guarnizione di vetrazione esterna / *outer glazing gasket*
* **126-2194**	2 L + 4 H/*2 L + 4 H*	guarnizione di vetrazione interna / *inner glazing gasket*

* **Nota Bene** : codici articoli variabili a seconda dello spessore del vetro
* ***Note :*** *article codes can vary according to glass thickness*

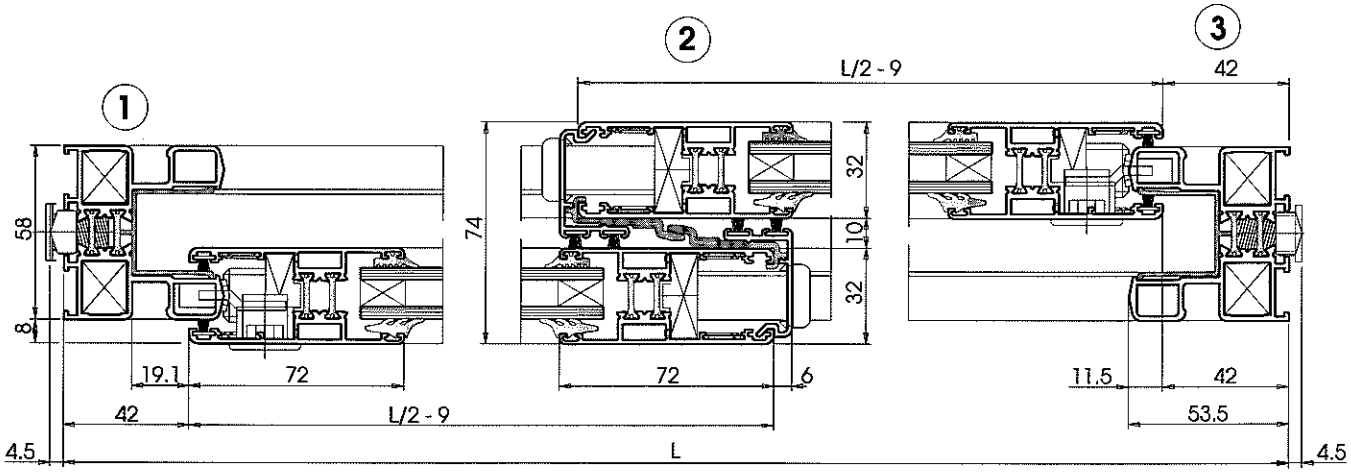

DISTINTA DI TAGLIO DEI PROFILATI / *CUTTING SPECIFICATIONS OF PROFILES*		
T.T.SC.01 + 6002 2 pezzi / *2 pieces* traverso telaio / *frame transom* — L	**T.T.SC.02** 4 pezzi / *4 pieces* montante anta / *wing post* — H - 84	**4238** 1 pezzo / *1 piece* gocciolatoio / *water drainage* — L - 46
T.T.SC.01 + 6002 2 pezzi / *2 pieces* montante telaio / *frame post* — H	**4237** 2 pezzi / *2 pieces* aggancio centrale/*central coupling* — H - 84	
T.T.SC.02 4 pezzi / *4 pieces* traverso anta / *wing transom* — L/2 - 9	**6001** 2 pezzi / *2 pieces* isolatore per aggancio / *separator for coupling* — H - 84	

DISTINTA VETRI : N° 2 vetri L/2 - 124 H - 199 ***GLASS SPECIFICATIONS*** : *No. 2 GLASSES L/2 - 124 H - 199*

PORTA FINESTRA SCORREVOLE A DUE ANTE
TWO-WING SLIDING WINDOW

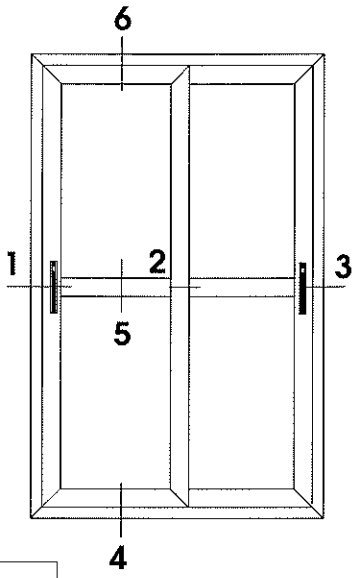

ACCESSORI / *ACCESSORIES*		
Codice/*Code*	**N°pezzi / *No. pcs***	**DESCRIZIONE/ *DESCRIPTION***
600-2963	2 pz. / *2 pc.*	maniglia esterna "Brio" Plus / *built-in "Brio" Plus handle*
600-2967	1 pz. / *1 pc.*	maniglia esterna "Brio Key" serratura / *built-in "Brio Key" lock*
600-2966	1 pz. / *1 pc.*	maniglia esterna "Brio" / *built-in "Brio" handle*
600-3133	1 conf. / *1 packet*	carrello registrabile / *adjustable saddle*
600-3140	1 conf. / *1 packet*	kit tappi laterali arresto e antisfilamento / *kit of side stop and slip-proof plugs*
600-3149	1 conf. / *1 packet*	cappetta drenaggio acqua / *water drainage cap*
600-4904	2 pz. / *2 pc.*	kit di aggancio maniglia "Brio" / *kit for coupling "Brio" handle*
604-200.01	9 pz. / *9 pc.*	distanziatore regolabile / *adjustable spacer*
605-0427	8 pz. / *8 pc.*	squadretta in alluminio per telaio / *aluminium corner joint for frame*
635-001.4	8 pz. / *8 pc.*	squadretta in alluminio per anta / *aluminium corner joint for wing*
635-021.4	8 pz. / *8 pc.*	tappo chiusura montante rinforzato / *reinforced post closing plug*
635-025.4	1 cp. / *1 pair*	coppia fondine gocciolatoio / *water drainage lateral plugs*
635-040.4	16 pz. / *16 pc.*	squadretta di allineamento / *aligning corner joint*
619-PB755	4 L + 8 H / *4 L + 8 H*	spazzolino con pinna centrale / *brush with central flap*
* **635-841.4**	4 L + 8 H / *4 L + 8 H*	guarnizione di vetrazione esterna / *outer glazing gasket*
* **126-2194**	4 L + 8 H / *4 L + 8 H*	guarnizione di vetrazione interna / *inner glazing gasket*

* **Nota Bene** : codici articoli variabili a seconda dello spessore del vetro
* ***Note :*** *article codes can vary according to glass thickness*

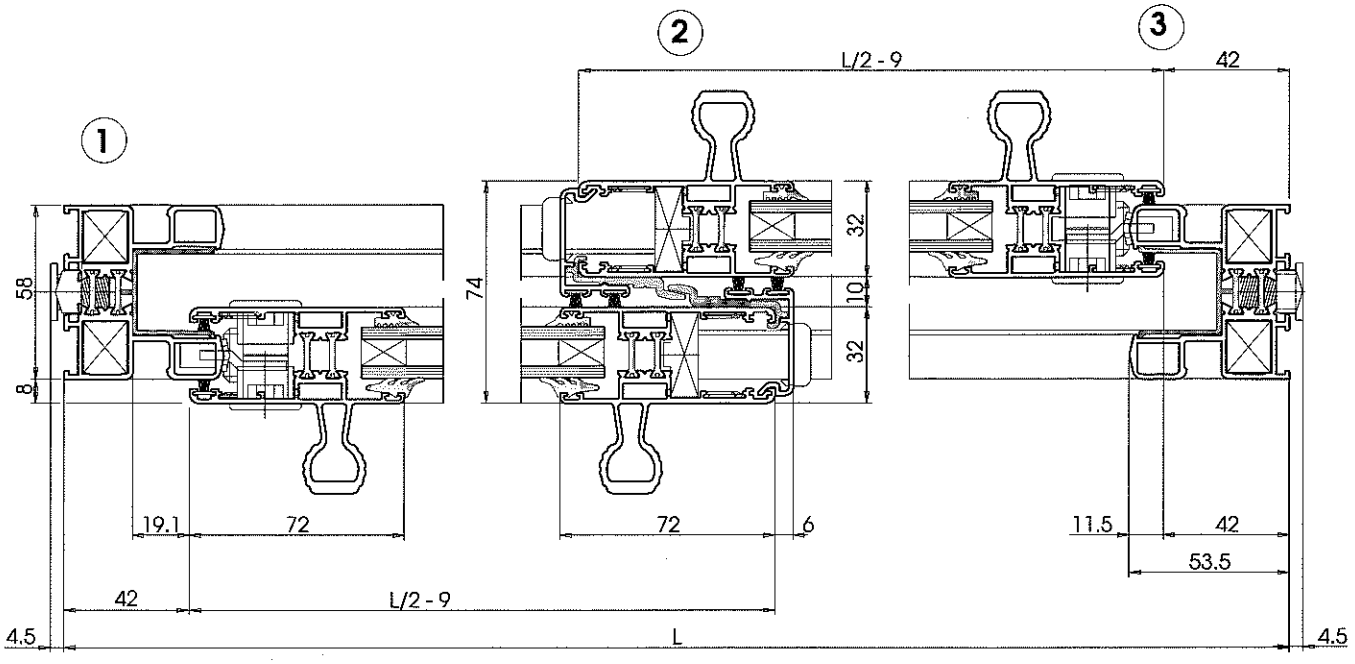

DISTINTA DI TAGLIO / *CUTTING SPECIFICATION*

GRUPPO PROFILATI

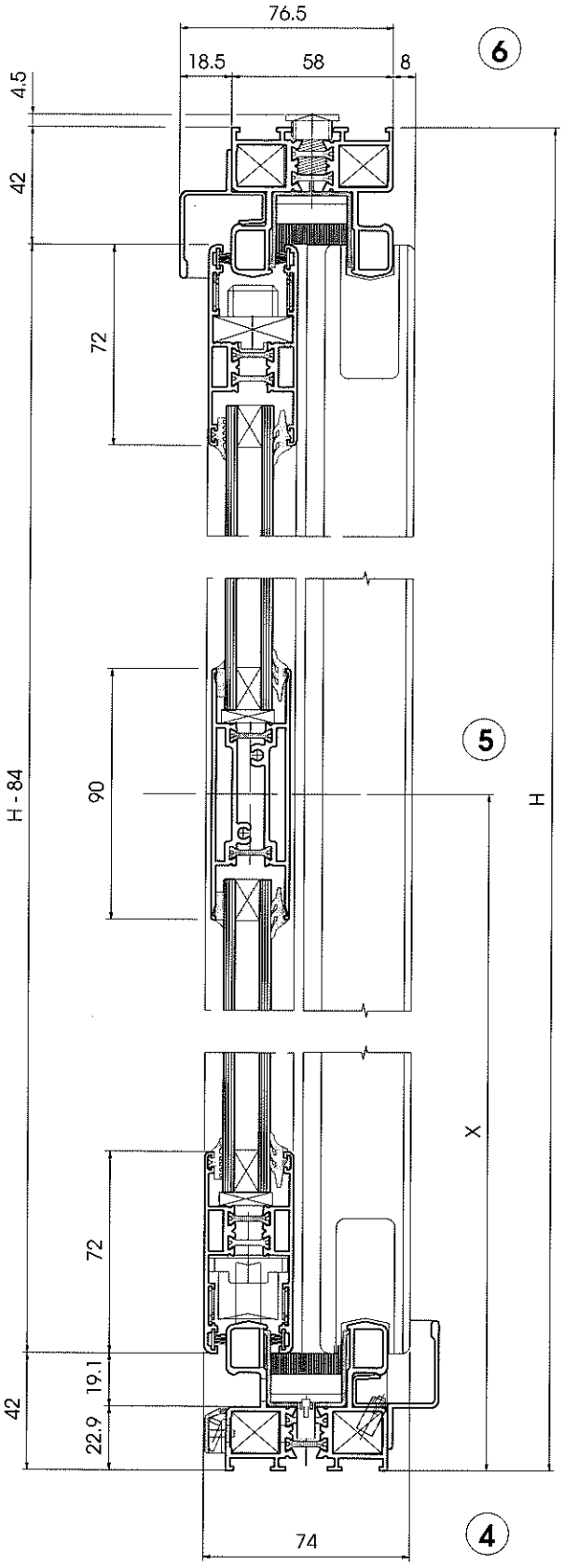

DISTINTA DI TAGLIO DEI PROFILATI / *CUTTING SPECIFICATIONS OF PROFILES*	
T.T.SC.01 + 6002 2 pezzi / *2 pieces* traverso telaio / *frame transom*	L
T.T.SC.01 + 6002 2 pezzi / *2 pieces* montante telaio / *frame post*	H
T.T.SC.02 4 pezzi / *4 pieces* traverso anta / *wing transom*	L/2 - 9
T.T.SC.03 4 pezzi / *4 pieces* montante anta / *wing post*	H - 84
T.T.SC.04 2 pezzi / *2 pieces* fascia / *horizontal transom*	L/2 -114
4237 2 pezzi / *2 pieces* aggancio centrale / *central coupling*	H - 84
4238 2 pezzi / *2 pieces* gocciolatoio / *water drainage*	L - 46
6001 2 pezzi / *2 pieces* isolatore per aggancio / *separator for coupling*	H - 84

DISTINTA VETRI / *GLASS SPECIFICATIONS*		
N° 2 vetri *No. 2 Glasses*	L/2 - 124 *L/2 - 124*	H - 130 - X *H - 130 - X*
N° 2 vetri *No. 2 Glasses*	L/2 - 124 *L/2 - 124*	X - 130 *X - 130*

DISTINTA DI TAGLIO / *CUTTING SPECIFICATION*

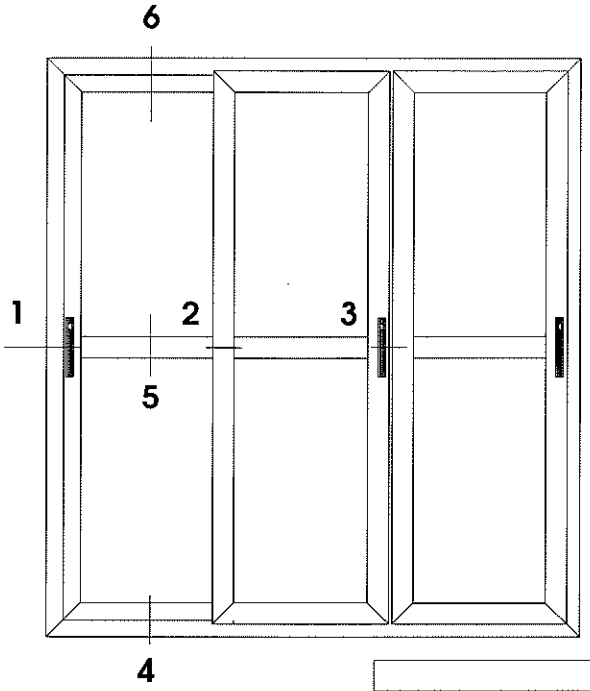

PORTA FINESTRA SCORREVOLE A TRE ANTE

THREE-WING SLIDING WINDOW

ACCESSORI / *ACCESSORIES*		
Codice/*Code*	**N°pezzi / *No. pcs***	**DESCRIZIONE/ *DESCRIPTION***
600-2963	3 pz. / *3 pc.*	maniglia esterna "Brio" Plus / *built-in "Brio" Plus handle*
600-2967	2 pz. / *2 pc.*	maniglia esterna "Brio Key" serratura / *built-in "Brio Key" lock*
600-2966	1 pz. / *1 pc.*	maniglia esterna "Brio" / *built-in "Brio" handle*
600-3133	2 conf. / *2 packets*	carrello registrabile / *adjustable saddle*
600-3140	2 conf. / *2 packets*	kit tappi laterali arresto e antisfilamento / *kit of side stop and slip-proof plugs*
600-3149	2 conf. / *2 packets*	cappetta drenaggio acqua / *water drainage cap*
600-4904	3 pz. / *3 pc.*	kit di aggancio maniglia "Brio" / *kit for coupling "Brio" handle*
604-200.01	12 pz. / *12 pc.*	distanziatore regolabile / *adjustable spacer*
605-0427	8 pz. / *8 pc.*	squadretta in alluminio per telaio / *aluminium corner joint for frame*
635-001.4	12 pz. / *12 pc.*	squadretta in alluminio per anta / *aluminium corner joint for wing*
635-021.4	12 pz. / *12 pc.*	tappo chiusura montante rinforzato / *reinforced post closing plug*
635-025.4	2 cp. / *2 pairs*	coppia fondine gocciolatoio / *water drainage lateral plugs*
635-040.4	24 pz. / *24 pc.*	squadretta di allineamento / *aligning corner joint*
619-PB755	4 L + 10 H / *4 L + 10 H*	spazzolino con pinna centrale / *brush with central flap*
* **635-841.4**	4 L + 6 H / *4 L + 6 H*	guarnizione di vetrazione esterna / *outer glazing gasket*
* **126-2194**	4 L + 6 H / *4 L + 6 H*	guarnizione di vetrazione interna / *inner glazing gasket*

* **Nota Bene** : codici articoli variabili a seconda dello spessore del vetro
* ***Note :*** *article codes can vary according to glass thickness*

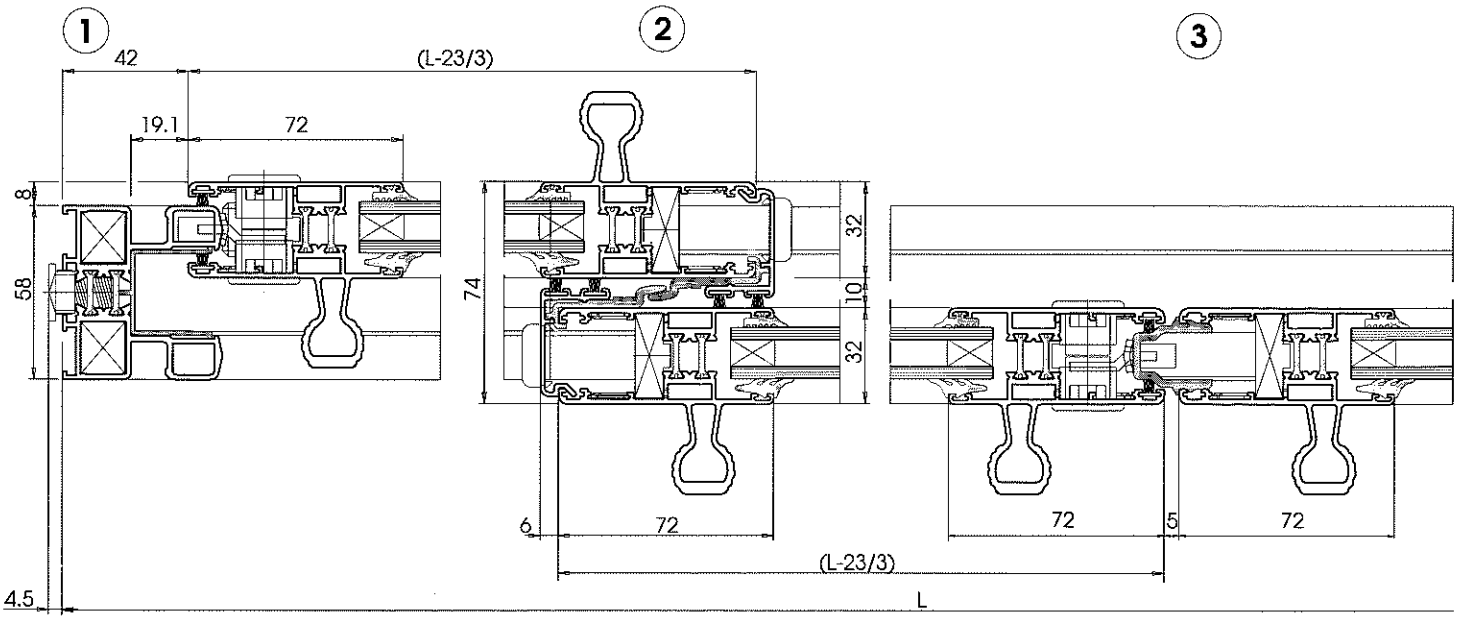

DISTINTA DI TAGLIO / *CUTTING SPECIFICATION*

GRUPPO PROFILATI

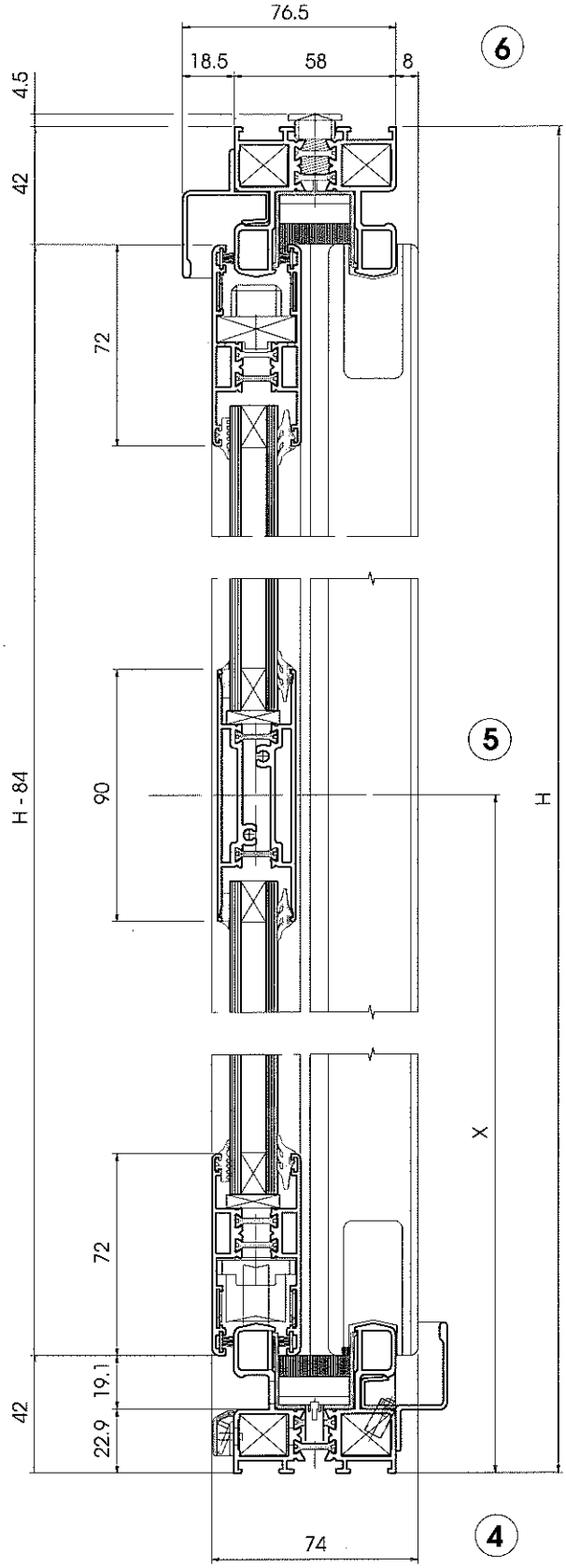

DISTINTA DI TAGLIO DEI PROFILATI / *CUTTING SPECIFICATIONS OF PROFILES*	
T.T.SC.01 + 6002 2 pezzi / *2 pieces* traverso telaio / *frame transom*	L
T.T.SC.01 + 6002 2 pezzi / *2 pieces* montante telaio / *frame post*	H
T.T.SC.02 6 pezzi / *6 pieces* traverso anta / *wing transom*	(L - 23/3)
T.T.SC.03 6 pezzi / *6 pieces* montante anta / *wing post*	H - 84
T.T.SC.04 3 pezzi / *3 pieces* fascia / *horizontal transom*	(L - 23/3) -105
4237 2 pezzi / *2 pieces* aggancio centrale *central coupling*	H - 84
4238 2 pezzi / *2 pieces* gocciolatoio / *water drainage*	L - 46
6001 2 pezzi / *2 pieces* isolatore per aggancio / separator for coupling	H - 84
6003 1 pezzo / *1 piece* aggancio 3° anta / *3rd wing coupling*	H - 84

DISTINTA VETRI / *GLASS SPECIFICATIONS*		
N° 3 vetri *No. 3 Glasses*	(L - 23/3) -115 *(L/23 - 3) - 115*	H - 130 - X *H - 130 - X*
N° 3 vetri *No. 3 Glasses*	(L - 23/3) -115 *(L/23 - 3) - 115*	X - 130 *X - 130*

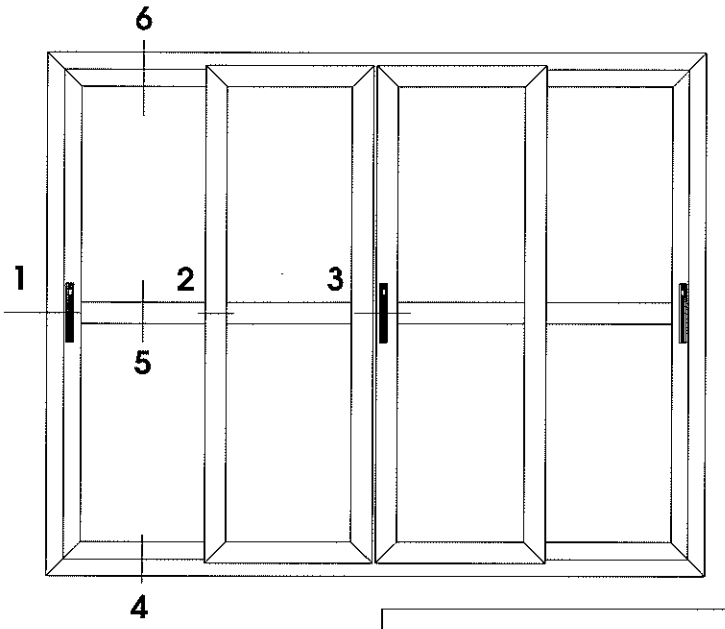

PORTA FINESTRA SCORREVOLE A 4 ANTE
FOUR-WING SLIDING WINDOW

ACCESSORI / *ACCESSORIES*		
Codice/*Code*	**N°pezzi / *No. pcs***	**DESCRIZIONE/ *DESCRIPTION***
600-2963	3 pz. / *3 pc.*	maniglia esterna "Brio" Plus / *built-in "Brio" Plus handle*
600-2967	2 pz. / *2 pc.*	maniglia esterna "Brio Key" serratura / *built-in "Brio Key" lock*
600-2966	1 pz. / *1 pc.*	maniglia esterna "Brio" / *built-in "Brio" handle*
600-3133	2 conf. / *2 packets*	carrello registrabile / *adjustable saddle*
600-3140	2 conf. / *2 packets*	kit tappi laterali arresto e antisfilamento / *kit of side stop and slip-proof plugs*
600-3149	2 conf. / *2 packets*	cappetta drenaggio acqua / *water drainage cap*
600-4904	3 pz. / *3 pc.*	kit di aggancio maniglia "Brio" / *kit for coupling "Brio" handle*
604-200.01	14 pz. / *14 pc.*	distanziatore regolabile / *adjustable spacer*
605-0427	8 pz. / *8 pc.*	squadretta in alluminio per telaio / *aluminium corner joint for frame*
635-001.4	16 pz. / *16 pc.*	squadretta in alluminio per anta / *aluminium corner joint for wing*
635-021.4	16 pz. / *16 pc.*	tappo chiusura montante rinforzato / *reinforced post closing plug*
635-025.4	2 cp. / *2 pairs*	coppia fondine gocciolatoio / *water drainage lateral plugs*
635-040.4	32 pz. / *32 pc.*	squadretta di allineamento / *aligning corner joint*
619-PB755	4 L + 14 H / *4 L + 14 H*	spazzolino con pinna centrale / *brush with central flap*
* **635-841.4**	4 L + 8 H / *4 L + 8 H*	guarnizione di vetrazione esterna / *outer glazing gasket*
* **126-2194**	4 L + 8 H / *4 L + 8 H*	guarnizione di vetrazione interna / *inner glazing gasket*

* **Nota Bene** : codici articoli variabili a seconda dello spessore del vetro
* ***Note :*** *article codes can vary according to glass thickness*

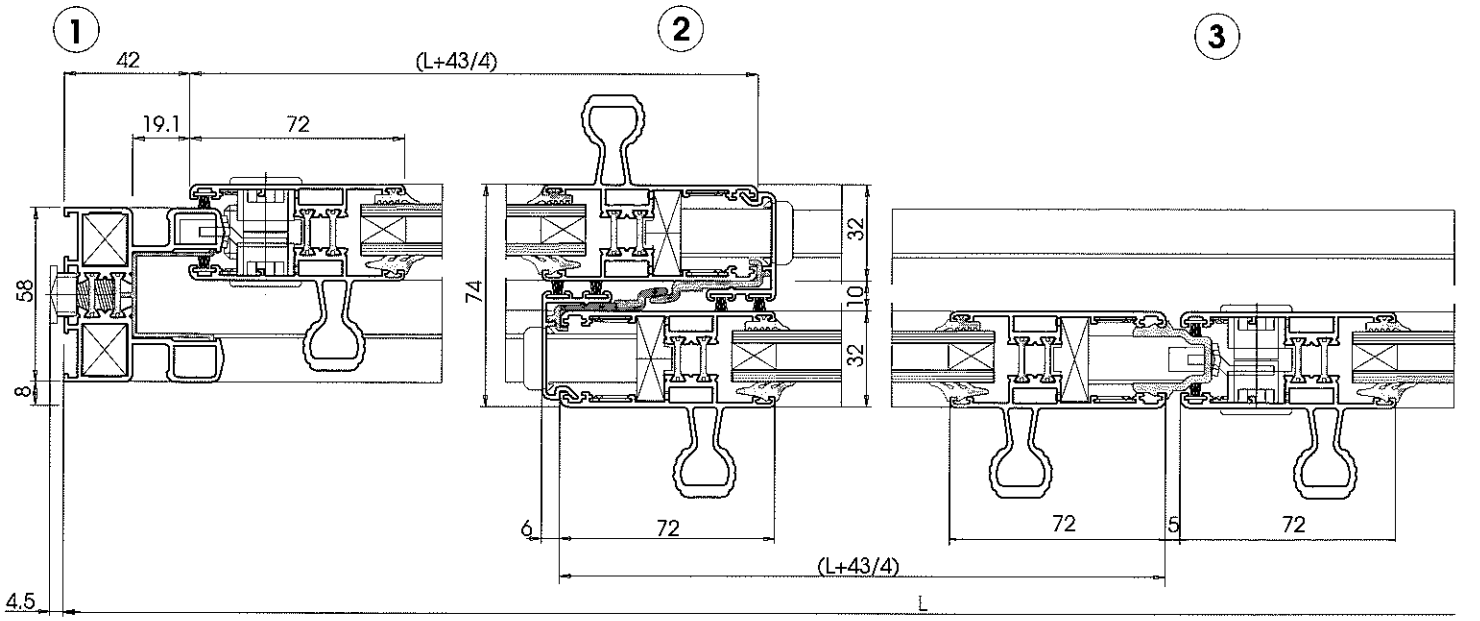

DISTINTA DI TAGLIO / *CUTTING SPECIFICATION*

GRUPPO PROFILATI

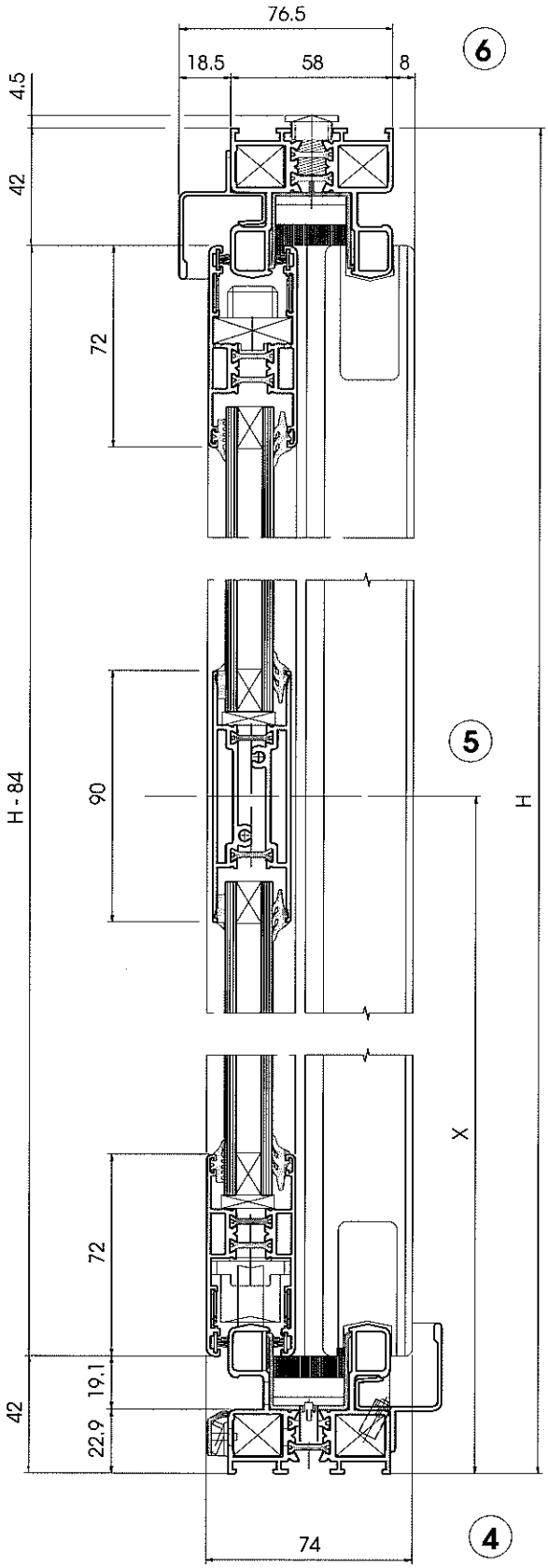

DISTINTA DI TAGLIO DEI PROFILATI / *CUTTING SPECIFICATIONS OF PROFILES*	
T.T.SC.01 + 6002 2 pezzi / *2 pieces* traverso telaio / *frame transom*	L
T.T.SC.01 + 6002 2 pezzi / *2 pieces* montante telaio / *frame post*	H
T.T.SC.02 8 pezzi / *8 pieces* traverso anta / *wing transom*	(L + 43/4)
T.T.SC.03 8 pezzi / *8 pieces* montante anta / *wing post*	H - 84
T.T.SC.04 4 pezzi / *4 pieces* fascia / *horizontal transom*	(L + 43/4) -105
4237 4 pezzi / *4 pieces* aggancio centrale / *central coupling*	H - 84
4238 2 pezzi / *2 pieces* gocciolatoio / *water drainage*	L - 46
6001 4 pezzi / *4 pieces* isolatore per aggancio / separator for coupling	H - 84
6003 1 pezzo / *1 piece* aggancio 4° anta / *4th wing coupling*	H - 84

DISTINTA VETRI / *GLASS SPECIFICATIONS*		
N° 4 vetri *No. 4 Glasses*	(L + 43/4) -115 *(L + 43/4) - 115*	H - 130 - X *H - 130 - X*
N° 4 vetri *No. 4 Glasses*	(L + 43/4) -115 *(L + 43/4) - 115*	X -130 *X - 130*

DISTINTA DI TAGLIO / *CUTTING SPECIFICATION*

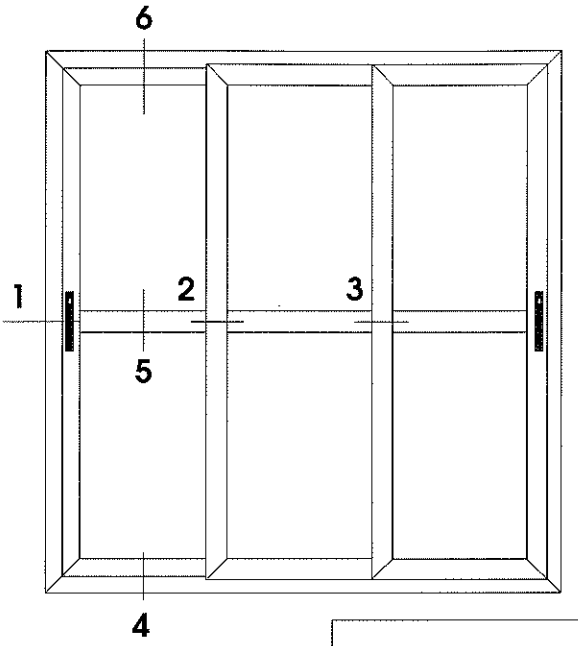

PORTA FINESTRA SCORREVOLE A TRE ANTE (TRE VIE)

THREE-WING SLIDING WINDOW (THREE WAYS)

ACCESSORI / *ACCESSORIES*		
Codice/*Code*	**N°pezzi / *No. pcs***	**DESCRIZIONE/ *DESCRIPTION***
600-2963	2 pz. / *2 pc.*	maniglia esterna "Brio" Plus / *built-in "Brio" Plus handle*
600-2967	1 pz. / *1 pc.*	maniglia esterna "Brio Key" serratura / *built-in "Brio Key" lock*
600-2966	1 pz. / *1 pc.*	maniglia esterna "Brio" / *built-in "Brio" handle*
600-3133	2 conf. / *2 packets*	carrello registrabile / *adjustable saddle*
600-3140	2 conf. / *2 packets*	kit tappi laterali arresto e antisfilamento / *kit of side stop and slip-proof plugs*
600-3149	2 conf. / *2 packets*	cappetta drenaggio acqua / *water drainage cap*
600-4904	2 pz. / *2 pc.*	kit di aggancio maniglia "Brio" / *kit for coupling "Brio" handle*
604-200.01	12 pz. / *12 pc.*	distanziatore regolabile / *adjustable spacer*
605-0427	8 pz. / *8 pc.*	squadretta in alluminio per telaio / *aluminium corner joint for frame*
635-001.4	12 pz. / *12 pc.*	squadretta in alluminio per anta / *aluminium corner joint for wing*
635-021.4	12 pz. / *12 pc.*	tappo chiusura montante rinforzato / *reinforced post closing plug*
635-025.4	2 cp. / *2 pairs*	coppia fondine gocciolatoio / *water drainage lateral plugs*
635-040.4	24 pz. / *1 pc.*	squadretta di allineamento / *aligning corner joint*
619-PB755	4 L + 12 H / *4 L + 12 H*	spazzolino con pinna centrale / *brush with central flap*
* **635-841.4**	4 L + 6 H / *4 L + 6 H*	guarnizione di vetrazione esterna / *outer glazing gasket*
* **126-2194**	4 L + 6 H / *4 L + 6 H*	guarnizione di vetrazione interna / *inner glazing gasket*

* **Nota Bene** : codici articoli variabili a seconda dello spessore del vetro
* ***Note :*** *article codes can vary according to glass thickness*

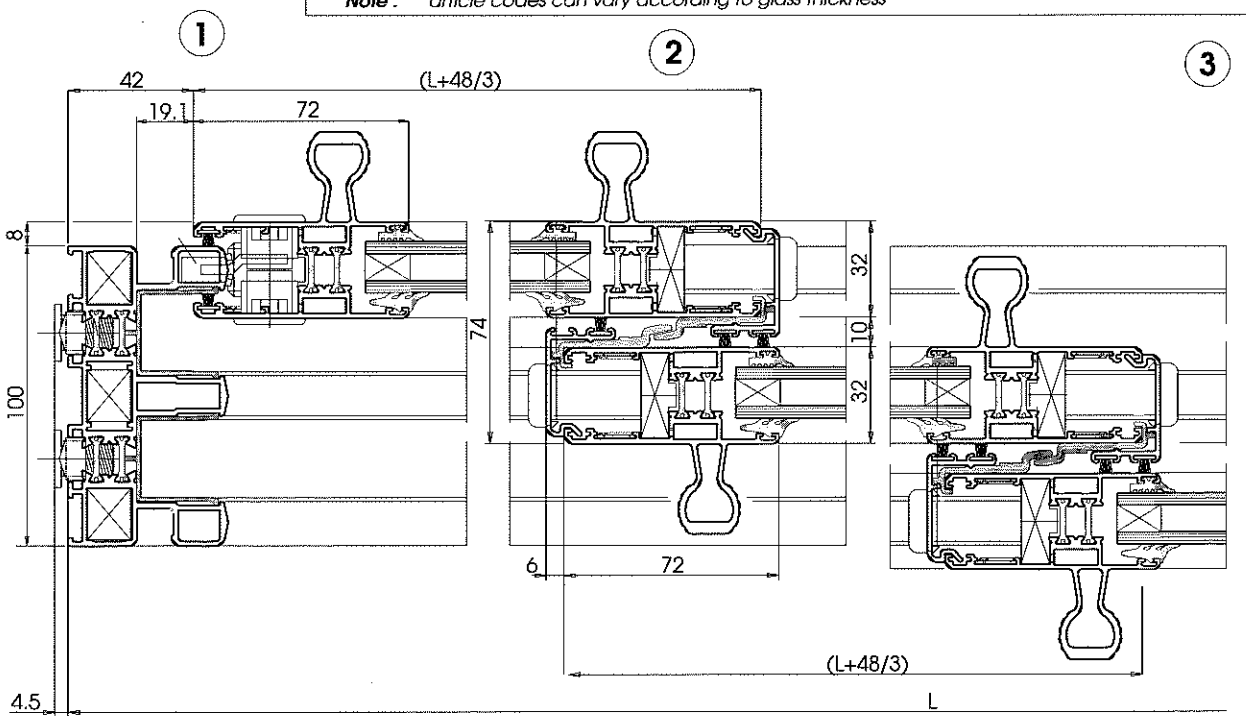

DISTINTA DI TAGLIO / *CUTTING SPECIFICATION*

GRUPPO PROFILATI

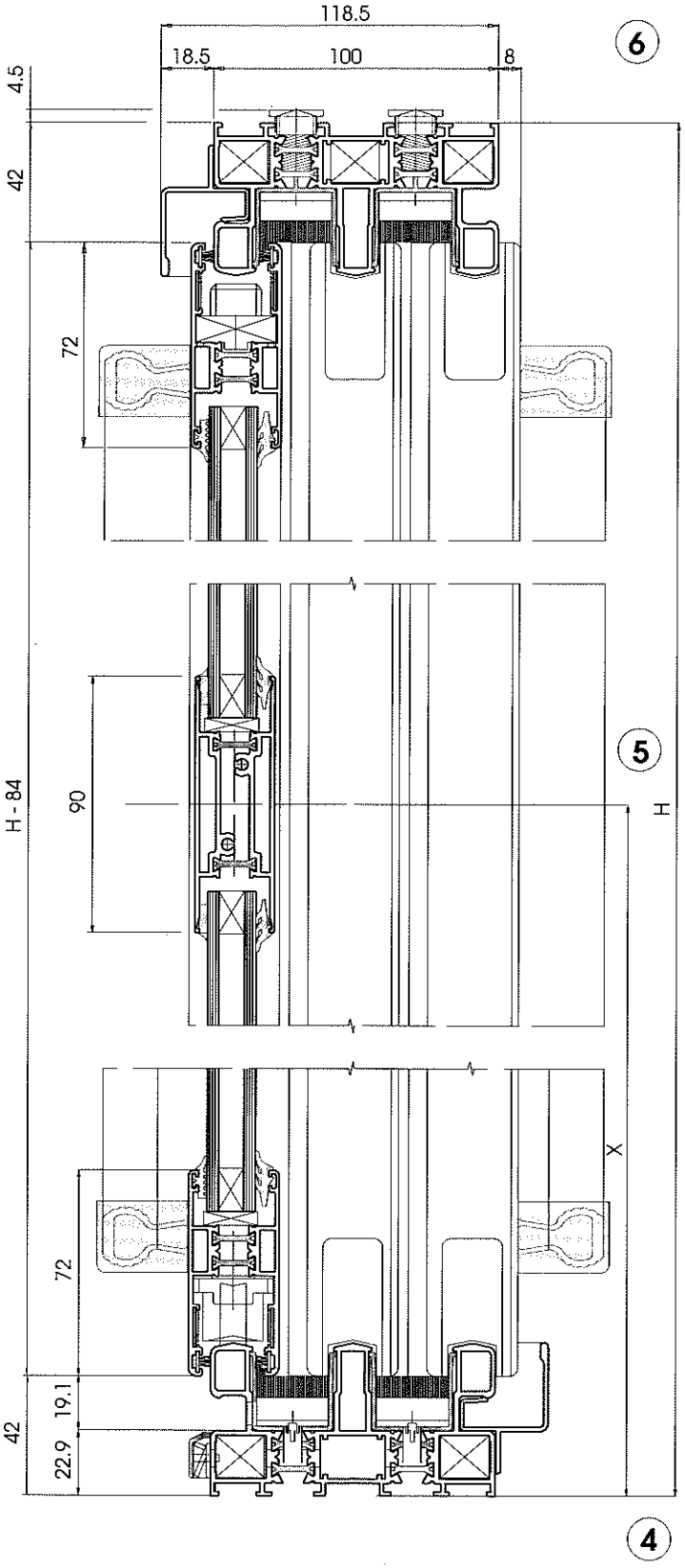

DISTINTA DI TAGLIO DEI PROFILATI / *CUTTING SPECIFICATIONS OF PROFILES*	
T.T.SC.05+6002+6002 2 pezzi/*2 pieces* traverso telaio / *frame transom*	L
T.T.SC.05+6002+6002 2 pezzi / *2 pieces* montante telaio / *frame post*	H
T.T.SC.02 6 pezzi / *6 pieces* traverso anta / *wing transom*	(L + 48/3)
T.T.SC.03 6 pezzi / *6 pieces* montante anta / *wing post*	H - 84
T.T.SC.04 3 pezzi / *3 pieces* fascia / *horizontal transom*	(L + 48/3) -105
4237 4 pezzi / *4 pieces* aggancio centrale / *central coupling*	H - 84
4238 2 pezzi / *2 pieces* gocciolatoio / *water drainage*	L - 46
6001 4 pezzi / *4 pieces* isolatore per aggancio / separator for coupling	H - 84

DISTINTA VETRI / *GLASS SPECIFICATIONS*		
N° 3 vetri *No. 3 Glasses*	(L + 48/3) - 115 *(L + 48/3) - 115*	H - 130 - X *H - 130 - X*
N° 3 vetri *No. 3 Glasses*	(L + 48/3) -115 *(L + 48/3) - 115*	X - 130 *X - 130*